




DAWSON COUNTY

BUDGET FOR FISCAL YEAR 2022



COUNTY JUDGE FOY O'BRIEN

COUNTY COMMISSIONERS:

PRECINCT 1 MARK SHOFNER PRECINCT 3 NICKY GOODE
PRECINCT 2 MARTHA HERNANDEZ PRECINCT 4 RUSSELL COX
COUNTY TREASURER TERRI STAHL
COUNTY AUDITOR LUCY VALERO

<http://www.co.dawson.tx.us>

Dawson County Adopted Budget FY 2022

Table of Contents

Budget Certificate	4
Budget Document Transmittal Letter	5
Property Values and Ad Valorem Tax Revenue Estimation for FY 2022	6
Order Setting Property Tax Rate for Year 2021 / FY 2022	7-11
Notice of 2021 Tax Year Proposed Property Tax Rate	12-14
2021 Certified Appraisal Value for Dawson County	15
FY 2022 Certified Values and Tax Rate Breakdown	16-39
Treasurer/Auditor Payroll Confirmation Certificate	40
2022 Holidays	41
2022 Commissioners Court Meeting Schedule	42
FY 2022 Longevity Schedule	43
FY 2022 Cell Phone Allowance Listing	44
Sheriff and Jail Pay Scales	46-47
FY 2022 CDL Stipend Listing	48
FY 2022 Dawson County Salary Allowance per Department	49-68
Budget Summary (All Funds)	69

**Directory of Public Officials
Dawson County Fiscal Year 2022**

Elected Officials

County Judge	Foy O'Brien
Commissioner Precinct #1	Mark Schofner
Commissioner Precinct #2	Martha Hernandez
Commissioner Precinct #3	Nicky Goode
Commissioner Precinct #4	Russell Cox
County Attorney	Steve Payson
County Clerk	Clare Christy
District Clerk	Adreana Gonzalez
Justice of the Peace	Larry Duyck
County Treasurer	Terri Stahl
Tax Assessor / Collector	Cheryl Miller
Sheriff	Matt Hogg
Constable	Santiago Salazar
District Judge	Reed Filley
District Attorney	Philip Mack Furlow

Appointed Officials

County Auditor	Lucy Valero
County Extension Agent	Gary Roschetzky
County Extension FCH Agent	Nicole Singleton
Library	Angela Martinez
Road & Bridge Supervisor	Stanley Gass
Juvenile Probation Chief	Thyrone Harris
Adult Probation Chief	Brandt Taylor

BUDGET CERTIFICATE

Fiscal Year 2022 Budget of the County of Dawson, Texas
Budget Year of October 1, 2021 to September 30, 2022

August 24, 2021

THE STATE OF TEXAS
COUNTY OF DAWSON

We, Foy O'Brien, County Judge, Lucy Valero, County Auditor, Terri Stahl, County Treasurer of the County of Dawson, Texas, do hereby certify that the attached budget is a true and correct copy of the budget of Dawson County, Texas as passed and approved by the Commissioners Court of said county on the 24th day of August, 2021.



County Judge



County Auditor



County Treasurer

August 24, 2021

To: County Commissioners
Citizens of the County of Dawson


Submitted herewith is the budget for the County of Dawson for fiscal year 2022 which begins October 1, 2021 and ends September 30, 2022. This budget was adopted by the Dawson County Commissioners Court on August 24, 2021.

Although there are over fifty (50) funds contained within this budget, almost all are restricted use funds and will not be discussed in this letter. They are funded by fees and other mechanisms governed by statute or court order. Two funds contain the principle maintenance and operations (M&O) budgets for the county and will be discussed. They are the General Fund budget and the Farm to Market Precinct Fund budgets. These two M&O expenditure budgets total approximately 10 Million dollars. Ad Valorem taxation accounts for 77.40% of the revenue required to fund these budgets or \$7,701,289. The remaining amount of revenue will come from sales tax revenue, fines, fees, court costs, other local sources and state payments.

The General Fund Tax Rate is \$0.797144 cents per \$100.00 valuation and the Farm to Market Precinct Fund tax rate is \$0.173776 cents per \$100.00 valuation making the total tax rate for these funds \$0.970920 cents per \$100 dollars of assessed valuation. The tax rate generates the same tax revenue as from the previous year. Sales tax revenues are fluctuating due to the economic climate of COVID-19 and the budget was changed accordingly. The Commissioners Court has considered each mandatory and discretionary expenditure carefully. Finally, Dawson County has no long-term outstanding debt.

There is detailed information on the budget, including comparisons with previous years, contained within this book. The budget is controlled and amended by the Commissioners Court when needed on a line item basis and all fund balances are considered a part of the budget as undesignated/unrestricted reserves. The budget book also includes the salary schedule and various policies, including the cellular telephone allowance policy and the CDL policy. The Commissioners' Court reviewed and approved all of these documents for the 2022 budget year on August 24, 2021. We will be pleased to answer any questions you may have.

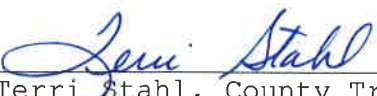
Respectfully submitted,



Honorable Foy O'Brien, County Judge



Lucy Valero, County Auditor



Terri Stahl, County Treasurer

**COUNTY OF DAWSON
PROPERTY VALUES AND AD VALOREM TAX REVENUE ESTIMATION
FOR FISCAL YEAR 2022**

2021 Certified Tax Base: \$ 675,214,470.00

	General Fund	Farm to Market & Lateral Road
Adopted 2021 Calendar Year Tax Rates for FY 2022.	\$0.797144	\$0.173776
Estimated Ad Valorem Taxes to be Received.....	\$5,382,432.00	\$1,173,361.00

Total Ad Valorem Taxes to be Levied (sum of the taxes to be levied).....	\$6,555,791.00
Less: Allowance for discounts/ Estimated Uncollectible Taxes, 2021 Budget Year Levy ...	(\$262,231.72)
Budget Assumption of Cash Collections of Ad Valorem Taxes, 2021 Budget Year.....	\$6,293,561.28

	Tax Rate	% of Total Tax Rate
General Fund Tax Rate	.797144	82.101924%
FC/LR Tax Rate	.173776	17.898076%
Total Tax Rate	.970920	100.00%

**ORDER SETTING THE TAX YEAR 2021/FY 2022
PROPERTY TAX RATE
for
DAWSON COUNTY, TEXAS**

Whereas, the DAWSON County Commissioners Court has voted to set the tax revenue levy for Tax Year 2021/FY2022 in order to provide funds with which to meet the budget requirements and the mandatory and discretionary services of Dawson County.

BE IT ORDERED BY THE COMMISSIONERS COURT ON September 21, 2021:


1. That the levy for Tax Year 2021/Fiscal Year 2022 is an ad valorem tax of \$0.970920 per \$100 assessed valuation on all taxable property within the county.

This tax rate is hereby adopted in the following components:


General Fund Maintenance and Operation Tax Rate	\$0.797144
FC/ Lateral Road Maintenance and Operation Tax Rate	\$0.173776
Interest and Sinking Tax Rate	\$0.000000
TAX YEAR 2021/FY 2022 Total Ad Valorem Tax Rate	\$0.970920

Court Members Voting Aye:

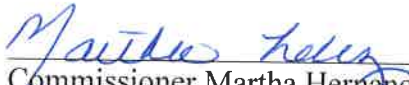
Court Members Voting Nay:



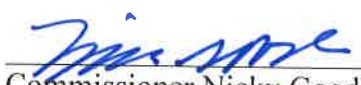
Judge Foy O'Brien




Commissioner Mark Shofner



Commissioner Martha Hernandez



Commissioner Nicky Goode



Commissioner Russell Cox

Judge Foy O'Brien

Commissioner Mark Shofner

Commissioner Martha Hernandez

Commissioner Nicky Goode

Commissioner Russell Cox





County Clerk Clare Christy

ATTEST:

NOTICE OF MEETING TO VOTE ON TAX RATE

A tax rate of \$0.970920 per \$100 valuation has been proposed by the governing body of DAWSON COUNTY.

PROPOSED TAX RATE	\$0.970920 per \$100
NO-NEW-REVENUE TAX RATE	\$1.130589 per \$100
VOTER-APPROVAL TAX RATE	\$1.037333 per \$100

The no-new-revenue tax rate is the tax rate for the 2021 tax year that will raise the same amount of property tax revenue for DAWSON COUNTY from the same properties in both the 2020 tax year and the 2021 tax year.

The voter-approval rate is the highest tax rate that DAWSON COUNTY may adopt without holding an election to seek voter approval of the rate.

The proposed tax rate is not greater than the no-new-revenue tax rate. This means that DAWSON COUNTY is not proposing to increase property taxes for the 2021 tax year.

A PUBLIC MEETING TO VOTE ON THE PROPOSED TAX RATE WILL BE HELD ON September 14, 2021 AT 4:00 PM AT DAWSON COUNTY COURTHOUSE NORTH FIRST AND MAIN.

The proposed tax rate is also not greater than the voter-approval tax rate. As a result, DAWSON COUNTY is not required to hold an election to seek voter approval of the rate. However, you may express your support for or opposition to the proposed tax rate by contacting the members of the DAWSON COUNTY COMMISSINERS COURT of DAWSON COUNTY at their offices or by attending the public meeting mentioned above.

YOUR TAXES OWED UNDER ANY OF THE RATES MENTIONED ABOVE CAN BE CALCULATED AS FOLLOWS:

$$\text{Property tax amount} = (\text{tax rate}) \times (\text{taxable value of your property}) / 100$$

FOR the proposal:

JUDGE FOY O'BRIEN
COMMISSIONER MARTHA
HERNANDEZ
COMMISSIONER RUSSELL COX

COMMISSIONER MARK SHOFNER
COMMISSIONER NICKY GOODE

AGAINST the proposal:

PRESENT and not Voting:

ABSENT:

The 86th Texas Legislature modified the manner in which the voter-approval tax rate is calculated to limit the rate of growth of property taxes in the state.

The following table compares the taxes imposed on the average residence homestead by DAWSON COUNTY last year to the taxes proposed to be imposed on the average residence homestead by DAWSON COUNTY this year.

	2020	2021	Change
Total tax rate (per \$100 of value)	\$0.970920	\$0.970920	increase of 0.000000, or 0.00%
Average homestead taxable value	\$50,909	\$51,174	increase of 265, or 0.52%
Tax on average homestead	\$494.29	\$496.86	increase of 2.57, or 0.52%
Total tax levy on all properties	\$7,654,327	\$6,555,793	decrease of -1,098,534, or -14.35%

For assistance with tax calculations, please contact the tax assessor for DAWSON COUNTY at 806-872-7060 or CA@DAWSONCAD.ORG, or visit WWW.CO.DAWSON.TX.US for more information.

Statements required in notice if the proposed tax rate does not exceed the lower of the no-new-revenue tax rate or the voter-approval tax rate, as prescribed by Tax Code §26.061.

NOTICE OF MEETING TO VOTE ON TAX RATE

A tax rate of \$.970920 per \$100 valuation has been proposed by the governing body of Dawson County.

PROPOSED TAX RATE	\$ <u>.970920</u>	per \$100
NO-NEW-REVENUE TAX RATE	\$ <u>1.130589</u>	per \$100
VOTER-APPROVAL TAX RATE	\$ <u>1.037333</u>	per \$100

The no-new-revenue tax rate is the tax rate for the 2021 tax year that will raise the same amount of property tax revenue for Dawson County from the same properties in both the 2020 tax year and the 2021 tax year.

The voter-approval rate is the highest tax rate that Dawson County may adopt without holding an election to seek voter approval of the rate.

The proposed tax rate is not greater than the no-new-revenue tax rate. This means that Dawson County is not proposing to increase property taxes for the 2021 tax year.

A PUBLIC MEETING TO VOTE ON THE PROPOSED TAX RATE WILL BE HELD ON September 21, 2021 @ 4:00 at Dawson County Commissioners Courtroom, 4th floor, 400 S 1st Avenue, TX

The proposed tax rate is also not greater than the voter-approval tax rate. As a result, Dawson County is not required to hold an election to seek voter approval of the rate. However, you may express your support for or opposition to the proposed tax rate by contacting the members of the Dawson Co. Comm Court of Dawson County at their offices or by attending the public meeting mentioned above.

YOUR TAXES OWED UNDER ANY OF THE TAX RATES MENTIONED ABOVE CAN BE CALCULATED AS FOLLOWS:

$$\text{Property tax amount} = (\text{tax rate}) \times (\text{taxable value of your property}) / 100$$

(List names of all members of the governing body below, showing how each voted on the proposed tax rate or, if one or more were absent, indicating absences.)

FOR the proposal: _____

AGAINST the proposal: _____

PRESENT and not voting: _____

ABSENT: _____

The 86th Texas Legislature modified the manner in which the voter-approval tax rate is calculated to limit the rate of growth of property taxes in the state.

The following table compares the taxes imposed on the average residence homestead by _____ last year
(name of taxing unit)
to the taxes proposed to be imposed on the average residence homestead by _____ this year.
(name of taxing unit)

	2019	2020	Change
Total tax rate (per \$100 of value)	2019 adopted tax rate	2020 proposed tax rate	(Increase/Decrease) of (nominal difference between tax rate for preceding year and proposed tax rate for current year) per \$100, or (percentage difference between tax rate for preceding year and proposed tax rate for current year)%
Average homestead taxable value	2019 average taxable value of residence homestead	2020 average taxable value of residence homestead	(Increase/Decrease) of (percentage difference between average taxable value of residence homestead for preceding year and current year)%
Tax on average homestead	2019 amount of taxes on average taxable value of residence homestead	2020 amount of taxes on average taxable value of residence homestead	(Increase/Decrease) of (nominal difference between amount of taxes imposed on the average taxable value of a residence homestead in the preceding year and the amount of taxes proposed on the average taxable value of a residence homestead in the current year), or (percentage difference between taxes imposed for preceding year and taxes proposed for current year)%
Total tax levy on all properties	2019 levy	(2020 proposed rate x current total value)/100	(Increase/Decrease) of (nominal difference between preceding year levy and proposed levy for current year), or (percentage difference between preceding year levy and proposed levy for current year)%

Notice About 2021 Tax Rates

(current year)

Property Tax Rates in Dawson County
(taxing unit's name)

This notice concerns the 2021 property tax rates for Dawson County
(current year) (taxing unit's name)

This notice provides information about two tax rates used in adopting the current tax year's tax rate. The no-new-revenue tax rate would impose the same amount of taxes as last year if you compare properties taxed in both years. In most cases, the voter-approval tax rate is the highest tax rate a taxing unit can adopt without holding an election. In each case, these rates are calculated by dividing the total amount of taxes by the current taxable value with adjustments as required by state law. The rates are given per \$100 of property value.

Taxing units preferring to list the rates can expand this section to include an explanation of how these tax rates were calculated.

This year's no-new-revenue tax rate \$ 1.130589 /\$100

This year's voter-approval tax rate \$ 1.037333 /\$100

To see the full calculations, please visit www.co.dawson.tx.us *(website address)* (financial transparency tab – Tax Rate Calculation Worksheets) for a copy of the Tax Rate Calculation Worksheet.

Unencumbered Fund Balances

The following estimated balances will be left in the taxing unit's accounts at the end of the fiscal year. These balances are not encumbered by corresponding debt obligation.

Type of Fund	Balance
General Fund	\$2,661,548.07
Road & Bridge Fund	\$109,885.66
Road and Bridge Precinct Fund	\$676,620.85

Current Year Debt Service

The following amounts are for long-term debts that are secured by property taxes. These amounts will be paid from upcoming property tax revenues *(or additional sales tax revenues, if applicable)*.

Description of Debt	Principal or Contract Payment to be Paid From Property Taxes	Interest to be Paid From Property Taxes	Other Amounts to be Paid	Total Payment
Dawson County has no debt	0	0	0	0

Total required for <u>2021</u> debt service	\$ 0
<i>(current year)</i>	
- Amount (if any) paid from funds listed in unencumbered funds	\$ 0
- Amount (if any) paid from other resources	\$ 0
- Excess collections last year	\$ 0
= Total to be paid from taxes in <u>2021</u>	\$ 0
<i>(current year)</i>	
+ Amount added in anticipation that the taxing unit will collect	
only <u>96</u> % of its taxes in <u>2021</u>	\$ 0
<i>(collection rate)</i> <i>(current year)</i>	
= Total Debt Levy	\$ 0

Voter-Approval Tax Rate Adjustments

State Criminal Justice Mandate

The Dawson County Auditor certifies that Dawson County has spent \$ 0.00 (minus any amount received from state revenue for such costs) in the previous 12 months for the maintenance and operations cost of keeping inmates sentenced to the Texas Department of Criminal Justice. Dawson County Sheriff has provided Dawson County information on these costs, minus the state revenues received for the reimbursement of such costs. This increased the voter-approval tax rate by \$ 0.00 /\$100.

Indigent Health Care Compensation Expenditures

The Dawson County spent \$ 0.00 from July 1 2020 to June 30 2021 on indigent health care compensation procedures at the increased minimum eligibility standards, less the amount of state assistance. For the current tax year, the amount of increase above last year's enhanced indigent health care expenditures is \$0.00. This increased the voter-approval tax rate by \$ 0 /\$100.

Indigent Defense Compensation Expenditures

The Dawson County spent \$ 26,907.25 from July 1 2020 to June 30 2021 to provide appointed counsel for indigent individuals, less the amount of state grants received by the county. In the preceding year, the county spent \$ 38,307.00 for indigent defense compensation expenditures. The amount of increase above last year's indigent defense expenditures is \$ 0. This increased the voter-approval rate by \$ 0 /\$100 to recoup no increased expenditures.

Eligible County Hospital Expenditures

The Dawson County spent \$ 0.00 from July 1 2020 to June 30 2021 on expenditures to maintain and operate an eligible county hospital. In the preceding year, the Dawson County spent \$ 0.00 for county hospital expenditures. For the current tax year, the amount of increase above last year's expenditures is \$ 0.00. This increased the voter-approval tax rate by 0 /\$100 to recoup no increased expenditures.

This notice contains a summary of the no-new-revenue and voter-approval calculations as certified by Lucy Valero, Dawson County Auditor.

DAWSON COUNTY CENTRAL APPRAISAL DISTRICT
P.O. Box 797
LAMESA, TEXAS 79331

Office
 1806 Lubbock Hwy.
 Fax: (806) 872-2364
 e-mail: ca@dawsoncad.org

Phone
 (806) 872-7060
 (806) 872-8894
 (806) 872-8895

**CERTIFICATION OF 2021 APPRAISAL ROLL
 FOR DAWSON COUNTY.**

Board Members:

Chairman:
Jerry Don Adams

Secretary:
Reggie Hambrick

Directors:
Mike Jones
Ronald Brown
Ronald (Rusty) Cozart
Don Bethel

"I, Norma J. Brock, Chief Appraiser for the Dawson County Central Appraisal District, solemnly swear that the attached is that portion of the approved appraisal roll of the Dawson County Central Appraisal District which lists property taxable by DAWSON COUNTY and constitutes the appraisal roll for the year 2021."

Staff:

Chief Appraiser:
Norma J. Brock,
R.P.A., R.T.A., R.T.C.,
C.T.A., C.C.A

2021 Appraisal Roll Information

Total Appraised Value	\$ <u>684,700,970</u>
------------------------------	-----------------------

Bookkeeper:
Erma Almos

Net Taxable Value	\$ <u>675,214,470</u>
--------------------------	-----------------------

Collections Clerk:
Isabell Salazar

Collections Clerk:
Carmen Ramirez

Chief Appraiser
Norma J. Brock
 RTC, RTA, RPA, CTA, CCA

Collections Clerk:
Rene Barrera



Date July 21, 2021

RECEIVED

JUL 21 2021

DAWSON COUNTY AUDITOR

2021 Certified - HISTORY VALUE RECAP

(01) - DAWSON COUNTY

Land		Value	Items	Exempt			
Land - Homesite	(+)	15,129,930	4,721	50,250			
Land - Non Homesite	(+)	17,154,230	2,078	4,481,810			
Land - Productivity Market	(+)	313,657,440	3,206	0			
Land - Income	(+)	0	0	0			
Total Land Market Value	(=)	345,941,600	10,005		Total Land Value:	(+)	345,941,600
Improvements		Value	Items	Exempt			
Improvements - Homesite	(+)	248,093,260	4,609	1,526,340			
New Improvements - Homesite	(+)	0	0	0			
Improvements - Non Homesite	(+)	101,367,310	1,411	24,763,020			
New Improvements - Non Homesite	(+)	0	0	0			
Improvements - Income	(+)	0	0	0			
Total Improvement Value	(=)	349,460,570	6,020		Total Imp Value:	(+)	349,460,570
Personal		Value	Items	Exempt			
Personal - Homesite	(+)	2,351,240	74	39,210			
New Personal - Homesite	(+)	0	0	0			
Personal - Non Homesite	(+)	50,852,240	534	7,000			
New Personal - Non Homesite	(+)	0	0	0			
Total Personal Value	(=)	53,203,480	608		Total Personal Value:	(+)	53,203,480
Total Real Estate & Personal Mkt Value	(=)	748,605,650	16,633				
Minerals		Value	Items				
Mineral Value	(+)	103,331,040	16,689				
Mineral Value - Real	(+)	205,121,780	24				
Mineral Value - Personal	(+)	91,332,360	5,672				
Total Mineral Market Value	(=)	399,785,180	22,385		Total Min Mkt Value:	(+)	399,785,180
Total Market Value	(=/+)	1,148,390,830			Total Market Value:	(=/+)	1,148,390,830
Ag/Timber *does not include protested		Value	Items				
Land Timber Gain	(+)	0	0		Land Timber Gain:	(+)	0
Productivity Market	(+)	313,657,440	3,206				
Land Ag 1D	(-)	0	0				
Land Ag 1D1	(-)	73,138,330	3,206				
Land Ag Tim	(-)	0	0				
Productivity Loss:	(=)	240,519,110	3,206		Productivity Loss:	(-)	240,519,110
Losses		Value	Items				
Less Real Exempt Property	(-)	30,887,450	261				
Less \$500 Inc. Real Personal	(-)	5,410	27				
Less Disaster Exemption	(-)	0	0		Total Market Taxable:	(=)	907,871,720
Less Real/Personal Abatements	(-)	0	0				
Less Community Housing	(-)	0	0				
Less Freeport	(-)	0	0				
Less Allocation	(-)	0	0				
Less MultiUse	(-)	0	0				
Less Goods In Transit (Real & Industrial)	(-)	0	0				
Less Historical	(-)	0	0				
Less Solar/Wind Power	(-)	0	0		Total Protested Value:		0
Less Vehicle Leased for Personal Use	(-)	0	0		Protested % of Total Market :		0.00 %
Less Real Protested Value	(-)	0	0				
Less 10% Cap Loss	(-)	2,337,430	140				
Less TCEQ/Pollution Control	(-)	5,609,380	9				
Less VLA Loss	(-)	0	0				
Less Mineral Exempt Property	(-)	279,000	9				
Less \$500 Inc. Mineral Owner	(-)	494,870	5,015				
Less Mineral Abatements	(-)	183,557,210	7				
Less Mineral Freeports	(-)	0	0				
Less Interstate Commerce	(-)	0	0				
Less Foreign Trade	(-)	0	0				
Less Mineral Unknown	(-)	0	0				
Less Mineral Protested Value	(-)	0	0				
Total Losses (includes Prod Loss)	(=)	463,689,860			Total Losses:	(-)	223,170,750
Total Appraised Value	(=)	684,700,970			Total Appraised Value: (=/+)		684,700,970
					Total Exemptions*:	(-)	9,486,500
					<i>* See breakdown on following page</i>		
					Net Taxable Value:		675,214,470

RECEIVED

JUL 26 2021

DAWSON COUNTY AUDITOR

Count of Homesteads

H	S	F	B	D	W	O	DV	DV100	SS First Resp	SS Svc Member
1,299	1,152	0	31	0	0	0	52	19	0	0

Owner and Parcel Counts

Total Parcels*: 32,903* Parcel count is figured by parcel per ownership sequences.
 Total Owners: 13,696

Ported Homestead/Charity Amounts

	Value	Items
DV Donated Home (Charity)	(+) 0	0
SS of a Service Member Ported Amount	(+) 0	0
SS of a First Responder Ported Amount	(+) 0	0
SS of DV Donated Home Ported Amount	(+) 0	0
SS of 100% DV Ported Amount	(+) 0	0

Homestead Exemptions

	Value	Items
Homestead H,S	(+) 0	0
Senior S	(+) 0	0
Disabled B	(+) 0	0
DV 100%	(+) 1,657,910	19
Surviving Spouse of a Service Member	(+) 0	0
Surviving Spouse of a First Responder	(+) 0	0
Total Reimbursable (=)	1,657,910	19
Local Discount	(+) 0	0
Disabled Veteran	(+) 394,160	40
Optional 65	(+) 0	0
Local Disabled	(+) 0	0
State Homestead	(+) 7,434,430	2,482
Total Exemptions (=)	9,486,500	<i>(includes Ported/Charity Amounts)</i>

H - Homestead
 S - Over 65
 F - Disabled Widow
 B - Disabled
 DV100 (1, 2, 3) - 100% Disabled Veteran
 4 (4B, 4H, 4S) - Surviving Spouse of a Service Member
 5* (5B, 5H, 5S) - Surviving Spouse of a First Responder
 D - Disabled Only
 W - Widow
 O - Over 65 (No HS)
 DV - Disabled Veteran

Special Certified Totals

Exempt Value of First Time Absolute Exemption	\$2,103,050
Exempt Value of First Time Partial Exemption	\$0
New AG/Timber	
Market	\$0
Taxable	\$0
Value Loss	\$0
New Improvement/Personal	
Market	\$0
Taxable	\$0

RECEIVED

JUL 26 2021

DAWSON COUNTY AUDITOR

Average Values* (includes protested & exempt value)

Average Homestead Value A*	Parcels	Total Homestead Value A*
Market \$51,066	3,999	Market \$204,215,710
Taxable \$47,827		Taxable \$196,982,350
Average Homestead Value A* and E*	Parcels	Total Homestead Value A* and E*
Market \$54,560	4,611	Market \$251,578,330
Taxable \$51,174		Taxable \$243,616,120
Average Homestead Value A* and E* and M1	Parcels	Total Homestead Value A* and E* and M1
Market \$54,102	4,685	Market \$253,469,550
Taxable \$50,712		Taxable \$245,412,240
Average Homestead Value M1	Parcels	Total Homestead Value M1
Market \$25,557	74	Market \$1,891,220
Taxable \$21,971		Taxable \$1,796,120

2021 Certified - HISTORY VALUE RECAP

(01) - DAWSON COUNTY

Category Code Breakdown

Cat Code	Items	Acres	Land	Ag/Timber	Productivity Market	Taxable Land	Improvements	Personal	Mineral	Total Mkt Taxable	Total Net Taxable
A	1	0.500	250	0	0	250	0	0	0	250	250
A1	3,943	1,262.153	13,218,920	0	0	13,218,920	191,278,460	0	0	204,497,380	196,155,140
A2	177	50.631	373,350	0	0	373,350	2,516,870	0	0	2,890,220	2,686,750
A*	4,121	1,313.284	13,592,520	0	0	13,592,520	193,795,330	0	0	207,387,850	198,842,140
B1	44	16.184	188,590	0	0	188,590	1,784,830	0	0	1,973,420	1,919,070
B*	44	16.184	188,590	0	0	188,590	1,784,830	0	0	1,973,420	1,919,070
C1	772	397.221	2,047,970	0	0	2,047,970	1,010,460	0	0	3,058,430	3,058,430
C*	772	397.221	2,047,970	0	0	2,047,970	1,010,460	0	0	3,058,430	3,058,430
D1	3,206	562,862.528	0	73,138,330	313,657,440	73,138,330	0	0	0	73,138,330	73,131,380
D2	261	0.000	0	0	0	0	5,299,720	0	0	5,299,720	5,299,720
D*	3,467	562,862.528	0	73,138,330	313,657,440	73,138,330	5,299,720	0	0	78,438,050	78,431,100
E	115	3,561.716	1,569,930	0	0	1,569,930	2,247,890	0	0	3,817,820	3,799,820
E1	725	2,475.893	1,828,810	0	0	1,828,810	50,961,060	519,700	0	53,309,570	50,348,810
E2	48	75.057	77,100	0	0	77,100	1,110,840	32,610	0	1,220,550	1,147,730
E3	32	101.954	82,640	0	0	82,640	1,134,670	0	0	1,217,310	1,211,310
E*	920	6,214.620	3,558,480	0	0	3,558,480	55,454,460	552,310	0	59,565,250	56,507,670
F1	696	1,136.652	7,993,090	0	0	7,993,090	62,210,610	0	0	70,203,700	70,191,700
F1	696	1,136.652	7,993,090	0	0	7,993,090	62,210,610	0	0	70,203,700	70,191,700
F2	33	116.025	292,160	0	0	292,160	3,202,900	0	201,389,280	204,884,340	18,210,650
F2	33	116.025	292,160	0	0	292,160	3,202,900	0	201,389,280	204,884,340	18,210,650
F*	729	1,252.677	8,285,250	0	0	8,285,250	65,413,510	0	201,389,280	275,088,040	88,402,350
G1	16,689	0.000	0	0	0	0	0	0	103,331,040	103,331,040	103,331,040
G*	16,689	0.000	0	0	0	0	0	0	103,331,040	103,331,040	103,331,040
J2	6	0.020	3,010	0	0	3,010	0	0	5,174,930	5,177,940	5,177,940
J3	25	14.485	15,660	0	0	15,660	0	0	26,126,550	26,142,210	26,142,210
J4	30	0.666	8,720	0	0	8,720	19,490	0	3,738,060	3,766,270	3,766,270
J6	186	0.000	0	0	0	0	0	0	24,553,710	24,553,710	23,871,670
J6A	1	0.000	0	0	0	0	0	0	18,150	18,150	18,150
J7	7	0.000	0	0	0	0	0	0	659,750	659,750	659,750
J8	190	0.000	0	0	0	0	0	0	1,847,300	1,847,300	1,832,300
J8A	1	0.000	0	0	0	0	0	0	530	530	530
J8B	33	0.000	0	0	0	0	0	0	244,170	244,170	244,170
J*	479	15.171	27,390	0	0	27,390	19,490	0	62,363,150	62,410,030	61,712,990
L1	422	0.000	0	0	0	0	0	41,904,010	0	41,904,010	41,904,010
L1T	14	0.000	0	0	0	0	0	0	3,732,500	3,732,500	3,182,500
L1	436	0.000	0	0	0	0	0	41,904,010	3,732,500	45,636,510	45,086,510
L2	32	0.000	0	0	0	0	0	4,210,990	0	4,210,990	4,210,990
L2A	5	0.000	0	0	0	0	0	0	3,500,700	3,500,700	3,500,700
L2C	14	0.000	0	0	0	0	0	0	4,256,600	4,256,600	3,349,610
L2D	3	0.000	0	0	0	0	0	0	1,003,530	1,003,530	1,003,530
L2F	2	0.000	0	0	0	0	0	0	1,645,900	1,645,900	1,316,720
L2G	28	0.000	0	0	0	0	0	0	5,454,190	5,454,190	5,454,190
L2H	36	0.000	0	0	0	0	0	0	6,343,750	6,343,750	6,343,750
L2J	14	0.000	0	0	0	0	0	0	125,210	125,210	122,710
L2L	10	0.000	0	0	0	0	0	0	134,000	134,000	134,000
L2M	20	0.000	0	0	0	0	0	0	2,723,190	2,723,190	2,716,000
L2P	9	0.000	0	0	0	0	0	0	732,100	732,100	732,100
L2Q	33	0.000	0	0	0	0	0	0	2,275,660	2,275,660	2,275,660
L2	206	0.000	0	0	0	0	0	4,210,990	28,194,830	32,405,820	31,159,960
L*	642	0.000	0	0	0	0	0	46,115,000	31,927,330	78,042,330	76,246,470

RECEIVED

JUL 26 2021

DAWSON COUNTY AUDITOR

2021 Certified - HISTORY VALUE RECAP

(01) - DAWSON COUNTY

Category Code Breakdown

Cat Code	Items	Acres	Land	Ag/Timber	Productivity Market	Taxable Land	Improvements	Personal	Mineral	Total Mkt Taxable	Total Net Taxable
M1	120	0.000	0	0	0	0	109,470	3,220,970	0	3,330,440	3,186,100
M*	120	0.000	0	0	0	0	109,470	3,220,970	0	3,330,440	3,186,100
O	4	1.322	32,080	0	0	32,080	283,940	0	0	316,020	313,020
O*	4	1.322	32,080	0	0	32,080	283,940	0	0	316,020	313,020
S	10	0.000	0	0	0	0	0	3,264,090	0	3,264,090	3,264,090
S*	10	0.000	0	0	0	0	0	3,264,090	0	3,264,090	3,264,090
XA	4	5.383	64,700	0	0	64,700	457,000	0	0	521,700	0
XA1	16	2.825	24,270	0	0	24,270	312,260	0	0	336,530	0
XA2	1	0.161	800	0	0	800	3,700	0	0	4,500	0
XB	27	0.000	0	0	0	0	0	4,900	510	5,410	0
XC	5,015	0.000	0	0	0	0	0	0	494,870	494,870	0
XC1	75	79.957	1,000,130	0	0	1,000,130	1,117,470	0	0	2,117,600	0
XC2	3	6.613	11,250	0	0	11,250	255,000	0	0	266,250	0
XD1	4	88.660	55,380	0	0	55,380	0	0	0	55,380	0
XE	6	192.599	200,740	0	0	200,740	2,230	0	0	202,970	0
XE1	1	60.000	49,570	0	0	49,570	0	0	0	49,570	0
XE3	1	0.000	0	0	0	0	71,580	0	0	71,580	0
XF	2	6.985	38,640	0	0	38,640	1,339,980	0	0	1,378,620	0
XF1	7	13.994	72,060	0	0	72,060	2,401,280	0	0	2,473,340	0
XI	2	1.985	31,720	0	0	31,720	862,370	0	0	894,090	0
XL	4	3.727	78,220	0	0	78,220	377,590	0	0	455,810	0
XL1	2	0.000	0	0	0	0	0	7,000	0	7,000	0
XR	1	0.578	2,610	0	0	2,610	107,290	0	0	109,900	0
XV	141	1,023.282	2,921,790	0	0	2,921,790	18,981,610	39,210	279,000	22,221,610	0
X*	6,312	1,486.749	4,551,880	0	0	4,551,880	28,289,360	51,110	774,380	31,666,730	0
33,309		573,559.756	32,284,160	73,138,330	313,657,440	105,422,490	349,460,570	53,203,480	399,785,180	907,871,720	675,214,470

RECEIVED

JUL 26 2021

DAWSON COUNTY AUDITOR

2021 Tax Rate Calculation Worksheet

Taxing Units Other Than School Districts or Water Districts

Dawson County

Taxing Unit Name

806-872-5631

Phone (area code and number)

400 S 1st Street, Lamesa, Tx 79331

Taxing Unit's Address, City, State, ZIP Code

<http://www.co.dawson.tx.us/>

Taxing Unit's Website Address

GENERAL INFORMATION: Tax Code Section 26.04(c) requires an officer or employee designated by the governing body to calculate the no-new-revenue (NNR) tax rate and voter-approval tax rate for the taxing unit. These tax rates are expressed in dollars per \$100 of taxable value calculated. The calculation process starts after the chief appraiser delivers to the taxing unit the certified appraisal roll and the estimated values of properties under protest. The designated officer or employee shall certify that the officer or employee has accurately calculated the tax rates and used values shown for the certified appraisal roll or certified estimate. The officer or employee submits the rates to the governing body by Aug. 7 or as soon thereafter as practicable.

School districts do not use this form, but instead use Comptroller Form 50-859 *Tax Rate Calculation Worksheet, School District without Chapter 313 Agreements* or Comptroller Form 50-884 *Tax Rate Calculation Worksheet, School District with Chapter 313 Agreements*.

Water districts as defined under Water Code Section 49.001(1) do not use this form, but instead use Comptroller Form 50-858 *Water District Voter-Approval Tax Rate Worksheet for Low Tax Rate and Developing Districts* or Comptroller Form 50-860 *Developed Water District Voter-Approval Tax Rate Worksheet*.

The Comptroller's office provides this worksheet to assist taxing units in determining tax rates. The information provided in this worksheet is offered as technical assistance and not legal advice. Taxing units should consult legal counsel for interpretations of law regarding tax rate preparation and adoption.

SECTION 1: No-New-Revenue Tax Rate

The NNR tax rate enables the public to evaluate the relationship between taxes for the prior year and for the current year based on a tax rate that would produce the same amount of taxes (no new taxes) if applied to the same properties that are taxed in both years. When appraisal values increase, the NNR tax rate should decrease.

The NNR tax rate for a county is the sum of the NNR tax rates calculated for each type of tax the county levies.

While uncommon, it is possible for a taxing unit to provide an exemption for only maintenance and operations taxes. In this case, the taxing unit will need to calculate the NNR tax rate separately for the maintenance and operations tax and the debt tax, then add the two components together.

Line	No-New-Revenue Tax Rate Worksheet	Amount/Rate
1.	2020 total taxable value. Enter the amount of 2020 taxable value on the 2020 tax roll today. Include any adjustments since last year's certification; exclude Tax Code Section 25.25(d) one-fourth and one-third over-appraisal corrections from these adjustments. Exclude any property value subject to an appeal under Chapter 42 as of July 25 (will add undisputed value in Line 6). This total includes the taxable value of homesteads with tax ceilings (will deduct in Line 2) and the captured value for tax increment financing (adjustment is made by deducting TIF taxes, as reflected in Line 17). ¹	\$ 788,358,294
2.	2020 tax ceilings. Counties, cities and junior college districts. Enter 2020 total taxable value of homesteads with tax ceilings. These include the homesteads of homeowners age 65 or older or disabled. Other taxing units enter 0. If your taxing unit adopted the tax ceiling provision in 2020 or a prior year for homeowners age 65 or older or disabled, use this step. ²	\$ _____
3.	Preliminary 2020 adjusted taxable value. Subtract Line 2 from Line 1.	\$ 788,358,294
4.	2020 total adopted tax rate.	\$ 0.797144/\$100
5.	2020 taxable value lost because court appeals of ARB decisions reduced 2020 appraised value. A. Original 2020 ARB values: \$ _____ B. 2020 values resulting from final court decisions: - \$ _____ C. 2020 value loss. Subtract B from A. ³	\$ _____
6.	2020 taxable value subject to an appeal under Chapter 42, as of July 25. A. 2020 ARB certified value: \$ _____ B. 2020 disputed value: - \$ _____ C. 2020 undisputed value. Subtract B from A. ⁴	\$ _____
7.	2020 Chapter 42 related adjusted values. Add Line 5C and Line 6C.	\$ _____

¹ Tex. Tax Code § 26.012(14)

² Tex. Tax Code § 26.012(14)

³ Tex. Tax Code § 26.012(13)

⁴ Tex. Tax Code § 26.012(13)

Line	No-New-Revenue Tax Rate Worksheet	Amount/Rate
8.	2020 taxable value, adjusted for actual and potential court-ordered adjustments. Add Line 3 and Line 7.	\$ 788,358,294
9.	2020 taxable value of property in territory the taxing unit deannexed after Jan. 1, 2020. Enter the 2020 value of property in deannexed territory. ⁵	\$ _____
10.	2020 taxable value lost because property first qualified for an exemption in 2021. If the taxing unit increased an original exemption, use the difference between the original exempted amount and the increased exempted amount. Do not include value lost due to freeport, goods-in-transit, temporary disaster exemptions. Note that lowering the amount or percentage of an existing exemption in 2021 does not create a new exemption or reduce taxable value. A. Absolute exemptions. Use 2020 market value: \$ <u>2,103,050</u> B. Partial exemptions. 2021 exemption amount or 2021 percentage exemption times 2020 value: + \$ _____ C. Value loss. Add A and B. ⁶	\$ <u>2,103,050</u>
11.	2020 taxable value lost because property first qualified for agricultural appraisal (1-d or 1-d-1), timber appraisal, recreational/scenic appraisal or public access airport special appraisal in 2021. Use only properties that qualified in 2021 for the first time; do not use properties that qualified in 2020. A. 2020 market value: \$ _____ B. 2021 productivity or special appraised value: - \$ _____ C. Value loss. Subtract B from A. ⁷	\$ _____
12.	Total adjustments for lost value. Add Lines 9, 10C and 11C.	\$ <u>2,103,050</u>
13.	2020 captured value of property in a TIF. Enter the total value of 2020 captured appraised value of property taxable by a taxing unit in a tax increment financing zone for which 2020 taxes were deposited into the tax increment fund. ⁸ If the taxing unit has no captured appraised value in line 18D, enter 0.	\$ _____
14.	2020 total value. Subtract Line 12 and Line 13 from Line 8.	\$ <u>786,255,244</u>
15.	Adjusted 2020 total levy. Multiply Line 4 by Line 14 and divide by \$100.	\$ <u>6,267,586</u>
16.	Taxes refunded for years preceding tax year 2020. Enter the amount of taxes refunded by the taxing unit for tax years preceding tax year 2020. Types of refunds include court decisions, Tax Code Section 25.25(b) and (c) corrections and Tax Code Section 31.11 payment errors. Do not include refunds for tax year 2020. This line applies only to tax years preceding tax year 2020. ⁹	\$ _____
17.	Adjusted 2020 levy with refunds and TIF adjustment. Add Lines 15 and 16. ¹⁰	\$ <u>6,267,586</u>
18.	Total 2021 taxable value on the 2021 certified appraisal roll today. This value includes only certified values or certified estimate of values and includes the total taxable value of homesteads with tax ceilings (will deduct in Line 20). These homesteads include homeowners age 65 or older or disabled. ¹¹ A. Certified values: \$ <u>675,214,470</u> B. Counties: Include railroad rolling stock values certified by the Comptroller's office: + \$ _____ C. Pollution control and energy storage system exemption: Deduct the value of property exempted for the current tax year for the first time as pollution control or energy storage system property: - \$ _____ D. Tax increment financing: Deduct the 2021 captured appraised value of property taxable by a taxing unit in a tax increment financing zone for which the 2021 taxes will be deposited into the tax increment fund. Do not include any new property value that will be included in Line 23 below. ¹² - \$ _____ E. Total 2021 value. Add A and B, then subtract C and D.	\$ <u>675,214,470</u>

⁵ Tex. Tax Code § 26.012(15)
⁶ Tex. Tax Code § 26.012(15)
⁷ Tex. Tax Code § 26.012(15)
⁸ Tex. Tax Code § 26.03(c)
⁹ Tex. Tax Code § 26.012(13)
¹⁰ Tex. Tax Code § 26.012(13)
¹¹ Tex. Tax Code § 26.012, 26.04(c-2)
¹² Tex. Tax Code § 26.03(c)

Line	No-New-Revenue Tax Rate Worksheet	Amount/Rate
19.	<p>Total value of properties under protest or not included on certified appraisal roll. ¹³</p> <p>A. 2021 taxable value of properties under protest. The chief appraiser certifies a list of properties still under ARB protest. The list shows the appraisal district's value and the taxpayer's claimed value, if any, or an estimate of the value if the taxpayer wins. For each of the properties under protest, use the lowest of these values. Enter the total value under protest. ¹⁴..... \$ _____</p> <p>B. 2021 value of properties not under protest or included on certified appraisal roll. The chief appraiser gives taxing units a list of those taxable properties that the chief appraiser knows about but are not included in the appraisal roll certification. These properties also are not on the list of properties that are still under protest. On this list of properties, the chief appraiser includes the market value, appraised value and exemptions for the preceding year and a reasonable estimate of the market value, appraised value and exemptions for the current year. Use the lower market, appraised or taxable value (as appropriate). Enter the total value of property not on the certified roll. ¹⁵..... + \$ _____</p> <p>C. Total value under protest or not certified. Add A and B. \$ _____</p>	
20.	<p>2021 tax ceilings. Counties, cities and junior colleges enter 2021 total taxable value of homesteads with tax ceilings. These include the homesteads of homeowners age 65 or older or disabled. Other taxing units enter 0. If your taxing unit adopted the tax ceiling provision in 2020 or a prior year for homeowners age 65 or older or disabled, use this step. ¹⁶</p>	\$ _____
21.	<p>2021 total taxable value. Add Lines 18E and 19C. Subtract Line 20. ¹⁷</p>	\$ <u>675,214,470</u>
22.	<p>Total 2021 taxable value of properties in territory annexed after Jan. 1, 2020. Include both real and personal property. Enter the 2021 value of property in territory annexed. ¹⁸</p>	\$ _____
23.	<p>Total 2021 taxable value of new improvements and new personal property located in new improvements. New means the item was not on the appraisal roll in 2020. An improvement is a building, structure, fixture or fence erected on or affixed to land. New additions to existing improvements may be included if the appraised value can be determined. New personal property in a new improvement must have been brought into the taxing unit after Jan. 1, 2020 and be located in a new improvement. New improvements do include property on which a tax abatement agreement has expired for 2021. ¹⁹</p>	\$ _____
24.	<p>Total adjustments to the 2021 taxable value. Add Lines 22 and 23.</p>	\$ _____
25.	<p>Adjusted 2021 taxable value. Subtract Line 24 from Line 21.</p>	\$ <u>675,214,470</u>
26.	<p>2021 NNR tax rate. Divide Line 17 by Line 25 and multiply by \$100. ²⁰</p>	\$ <u>0.928236</u> /\$100
27.	<p>COUNTIES ONLY. Add together the NNR tax rates for each type of tax the county levies. The total is the 2021 county NNR tax rate. ²¹</p>	\$ <u>1.130589</u> /\$100

SECTION 2: Voter-Approval Tax Rate

The voter-approval tax rate is the highest tax rate that a taxing unit may adopt without holding an election to seek voter approval of the rate. The voter-approval tax rate is split into two separate rates:

- Maintenance and Operations (M&O) Tax Rate:** The M&O portion is the tax rate that is needed to raise the same amount of taxes that the taxing unit levied in the prior year plus the applicable percentage allowed by law. This rate accounts for such things as salaries, utilities and day-to-day operations.
- Debt Rate:** The debt rate includes the debt service necessary to pay the taxing unit's debt payments in the coming year. This rate accounts for principal and interest on bonds and other debt secured by property tax revenue.

The voter-approval tax rate for a county is the sum of the voter-approval tax rates calculated for each type of tax the county levies. In most cases the voter-approval tax rate exceeds the no-new-revenue tax rate, but occasionally decreases in a taxing unit's debt service will cause the NNR tax rate to be higher than the voter-approval tax rate.

Line	Voter-Approval Tax Rate Worksheet	Amount/Rate
28.	<p>2020 M&O tax rate. Enter the 2020 M&O tax rate.</p>	\$ <u>0.797144</u> /\$100
29.	<p>2020 taxable value, adjusted for actual and potential court-ordered adjustments. Enter the amount in Line 8 of the <i>No-New-Revenue Tax Rate Worksheet</i>.</p>	\$ <u>788,358,294</u>

¹³ Tex. Tax Code § 26.01(c) and (d)
¹⁴ Tex. Tax Code § 26.01(c)
¹⁵ Tex. Tax Code § 26.01(d)
¹⁶ Tex. Tax Code § 26.012(6)(B)
¹⁷ Tex. Tax Code § 26.012(6)
¹⁸ Tex. Tax Code § 26.012(17)
¹⁹ Tex. Tax Code § 26.012(17)
²⁰ Tex. Tax Code § 26.04(c)
²¹ Tex. Tax Code § 26.04(d)

Line	Voter-Approval Tax Rate Worksheet	Amount/Rate
30.	Total 2020 M&O levy. Multiply Line 28 by Line 29 and divide by \$100	\$ <u>6,284,350</u>
31.	<p>Adjusted 2020 levy for calculating NNR M&O rate.</p> <p>A. M&O taxes refunded for years preceding tax year 2020. Enter the amount of M&O taxes refunded in the preceding year for taxes before that year. Types of refunds include court decisions, Tax Code Section 25.25(b) and (c) corrections and Tax Code Section 31.11 payment errors. Do not include refunds for tax year 2020. This line applies only to tax years preceding tax year 2020. + \$ _____</p> <p>B. 2020 taxes in TIF. Enter the amount of taxes paid into the tax increment fund for a reinvestment zone as agreed by the taxing unit. If the taxing unit has no 2021 captured appraised value in Line 18D, enter 0. - \$ _____</p> <p>C. 2020 transferred function. If discontinuing all of a department, function or activity and transferring it to another taxing unit by written contract, enter the amount spent by the taxing unit discontinuing the function in the 12 months preceding the month of this calculation. If the taxing unit did not operate this function for this 12-month period, use the amount spent in the last full fiscal year in which the taxing unit operated the function. The taxing unit discontinuing the function will subtract this amount in D below. The taxing unit receiving the function will add this amount in D below. Other taxing units enter 0. +/- \$ _____</p> <p>D. 2020 M&O levy adjustments. Subtract B from A. For taxing unit with C, subtract if discontinuing function and add if receiving function. \$ _____</p> <p>E. Add Line 30 to 31D.</p>	\$ <u>6,284,350</u>
32.	Adjusted 2021 taxable value. Enter the amount in Line 25 of the <i>No-New-Revenue Tax Rate Worksheet</i> .	\$ <u>675,214,470</u>
33.	2021 NNR M&O rate (unadjusted). Divide Line 31E by Line 32 and multiply by \$100.	\$ <u>0.930719</u> /\$100
34.	<p>Rate adjustment for state criminal justice mandate. ²³</p> <p>A. 2021 state criminal justice mandate. Enter the amount spent by a county in the previous 12 months providing for the maintenance and operation cost of keeping inmates in county-paid facilities after they have been sentenced. Do not include any state reimbursement received by the county for the same purpose. \$ _____</p> <p>B. 2020 state criminal justice mandate. Enter the amount spent by a county in the 12 months prior to the previous 12 months providing for the maintenance and operation cost of keeping inmates in county-paid facilities after they have been sentenced. Do not include any state reimbursement received by the county for the same purpose. Enter zero if this is the first time the mandate applies. - \$ _____</p> <p>C. Subtract B from A and divide by Line 32 and multiply by \$100. \$ _____/\$100</p> <p>D. Enter the rate calculated in C. If not applicable, enter 0.</p>	\$ _____/\$100
35.	<p>Rate adjustment for indigent health care expenditures. ²⁴</p> <p>A. 2021 indigent health care expenditures. Enter the amount paid by a taxing unit providing for the maintenance and operation cost of providing indigent health care for the period beginning on July 1, 2020 and ending on June 30, 2021, less any state assistance received for the same purpose. \$ _____</p> <p>B. 2020 indigent health care expenditures. Enter the amount paid by a taxing unit providing for the maintenance and operation cost of providing indigent health care for the period beginning on July 1, 2019 and ending on June 30, 2020, less any state assistance received for the same purpose. - \$ _____</p> <p>C. Subtract B from A and divide by Line 32 and multiply by \$100. \$ _____/\$100</p> <p>D. Enter the rate calculated in C. If not applicable, enter 0.</p>	\$ _____/\$100

²³ [Reserved for expansion]

²⁴ Tex. Tax Code § 26.044

²⁴ Tex. Tax Code § 26.0441

Line	Voter-Approval Tax Rate Worksheet	Amount/Rate
36.	<p>Rate adjustment for county indigent defense compensation. ²⁵</p> <p>A. 2021 indigent defense compensation expenditures. Enter the amount paid by a county to provide appointed counsel for indigent individuals for the period beginning on July 1, 2020 and ending on June 30, 2021, less any state grants received by the county for the same purpose..... \$ _____</p> <p>B. 2020 indigent defense compensation expenditures. Enter the amount paid by a county to provide appointed counsel for indigent individuals for the period beginning on July 1, 2019 and ending on June 30, 2020, less any state grants received by the county for the same purpose. \$ _____</p> <p>C. Subtract B from A and divide by Line 32 and multiply by \$100..... \$ _____/\$100</p> <p>D. Multiply B by 0.05 and divide by Line 32 and multiply by \$100..... \$ _____/\$100</p> <p>E. Enter the lesser of C and D. If not applicable, enter 0.</p>	\$ _____/\$100
37.	<p>Rate adjustment for county hospital expenditures. ²⁶</p> <p>A. 2021 eligible county hospital expenditures. Enter the amount paid by the county or municipality to maintain and operate an eligible county hospital for the period beginning on July 1, 2020 and ending on June 30, 2021. \$ _____</p> <p>B. 2020 eligible county hospital expenditures. Enter the amount paid by the county or municipality to maintain and operate an eligible county hospital for the period beginning on July 1, 2019 and ending on June 30, 2020. \$ _____</p> <p>C. Subtract B from A and divide by Line 32 and multiply by \$100..... \$ _____/\$100</p> <p>D. Multiply B by 0.08 and divide by Line 32 and multiply by \$100..... \$ _____/\$100</p> <p>E. Enter the lesser of C and D, if applicable. If not applicable, enter 0.</p>	\$ _____/\$100
38.	<p>Rate adjustment for defunding municipality. This adjustment only applies to a municipality that is considered to be a defunding municipality for the current tax year under Chapter 109, Local Government Code. Chapter 109, Local Government Code only applies to municipalities with a population of more than 250,000 and includes a written determination by the Office of the Governor. See Tax Code 26.0444 for more information.</p> <p>A. Amount appropriated for public safety in 2020. Enter the amount of money appropriated for public safety in the budget adopted by the municipality for the preceding fiscal year \$ _____</p> <p>B. Expenditures for public safety in 2020. Enter the amount of money spent by the municipality for public safety during the preceding fiscal year \$ _____</p> <p>C. Subtract B from A and divide by Line 32 and multiply by \$100 \$ _____/\$100</p> <p>D. Enter the rate calculated in C. If not applicable, enter 0.</p>	\$ _____/\$100
39.	Adjusted 2021 NNR M&O rate. Add Lines 33, 34D, 35D, 36E, and 37E. Subtract Line 38D.	\$ <u>0.930719</u> /\$100
40.	<p>Adjustment for 2020 sales tax specifically to reduce property values. Cities, counties and hospital districts that collected and spent additional sales tax on M&O expenses in 2020 should complete this line. These entities will deduct the sales tax gain rate for 2021 in Section 3. Other taxing units, enter zero.</p> <p>A. Enter the amount of additional sales tax collected and spent on M&O expenses in 2020, if any. Counties must exclude any amount that was spent for economic development grants from the amount of sales tax spent \$ _____</p> <p>B. Divide Line 40A by Line 32 and multiply by \$100 \$ _____/\$100</p> <p>C. Add Line 40B to Line 39.</p>	\$ <u>0.930719</u> /\$100
41.	<p>2021 voter-approval M&O rate. Enter the rate as calculated by the appropriate scenario below.</p> <p>Special Taxing Unit. If the taxing unit qualifies as a special taxing unit, multiply Line 40C by 1.08.</p> <p>- or -</p> <p>Other Taxing Unit. If the taxing unit does not qualify as a special taxing unit, multiply Line 40C by 1.035.</p>	\$ <u>0.963294</u> /\$100

²⁵ Tex. Tax Code § 26.0442
²⁶ Tex. Tax Code § 26.0443

Line	Voter-Approval Tax Rate Worksheet	Amount/Rate
D41.	<p>Disaster Line 41 (D41): 2021 voter-approval M&O rate for taxing unit affected by disaster declaration. If the taxing unit is located in an area declared a disaster area and at least one person is granted an exemption under Tax Code Section 11.35 for property located in the taxing unit, the governing body may direct the person calculating the voter-approval tax rate to calculate in the manner provided for a special taxing unit. The taxing unit shall continue to calculate the voter-approval tax rate in this manner until the earlier of</p> <p>1) the first year in which total taxable value on the certified appraisal roll exceeds the total taxable value of the tax year in which the disaster occurred, or</p> <p>2) the third tax year after the tax year in which the disaster occurred</p> <p>If the taxing unit qualifies under this scenario, multiply Line 40C by 1.08. ²⁷ If the taxing unit does not qualify, do not complete Disaster Line 41 (Line D41).</p>	\$ _____/\$100
42.	<p>Total 2021 debt to be paid with property taxes and additional sales tax revenue. Debt means the interest and principal that will be paid on debts that:</p> <p>(1) are paid by property taxes,</p> <p>(2) are secured by property taxes,</p> <p>(3) are scheduled for payment over a period longer than one year, and</p> <p>(4) are not classified in the taxing unit's budget as M&O expenses.</p> <p>A. Debt also includes contractual payments to other taxing units that have incurred debts on behalf of this taxing unit, if those debts meet the four conditions above. Include only amounts that will be paid from property tax revenue. Do not include appraisal district budget payments. If the governing body of a taxing unit authorized or agreed to authorize a bond, warrant, certificate of obligation, or other evidence of indebtedness on or after Sept. 1, 2021, verify if it meets the amended definition of debt before including it here. ²⁸</p> <p>Enter debt amount \$ _____</p> <p>B. Subtract unencumbered fund amount used to reduce total debt. - \$ _____</p> <p>C. Subtract certified amount spent from sales tax to reduce debt (enter zero if none) - \$ _____</p> <p>D. Subtract amount paid from other resources - \$ _____</p> <p>E. Adjusted debt. Subtract B, C and D from A.</p>	\$ _____
43.	Certified 2020 excess debt collections. Enter the amount certified by the collector. ²⁹	\$ _____
44.	Adjusted 2021 debt. Subtract Line 43 from Line 42E.	\$ _____
45.	<p>2021 anticipated collection rate.</p> <p>A. Enter the 2021 anticipated collection rate certified by the collector. ³⁰ %</p> <p>B. Enter the 2020 actual collection rate. %</p> <p>C. Enter the 2019 actual collection rate. %</p> <p>D. Enter the 2018 actual collection rate. %</p> <p>E. If the anticipated collection rate in A is lower than actual collection rates in B, C and D, enter the lowest collection rate from B, C and D. If the anticipated rate in A is higher than at least one of the rates in the prior three years, enter the rate from A. Note that the rate can be greater than 100%. ³¹</p>	_____ %
46.	2021 debt adjusted for collections. Divide Line 44 by Line 45E.	\$ _____
47.	2021 total taxable value. Enter the amount on Line 21 of the <i>No-New-Revenue Tax Rate Worksheet</i> .	\$ 675,214,470
48.	2021 debt rate. Divide Line 46 by Line 47 and multiply by \$100.	\$ _____/\$100
49.	2021 voter-approval tax rate. Add Lines 41 and 48.	\$ 0.963294/\$100
D49.	<p>Disaster Line 49 (D49): 2021 voter-approval tax rate for taxing unit affected by disaster declaration. Complete this line if the taxing unit calculated the voter-approval tax rate in the manner provided for a special taxing unit on Line D41. Add Line D41 and 48.</p>	\$ _____/\$100

²⁷ Tex. Tax Code § 26.042(a)
²⁸ Tex. Tax Code § 26.012(7)
²⁹ Tex. Tax Code § 26.012(10) and 26.04(b)
³⁰ Tex. Tax Code § 26.04(b)
³¹ Tex. Tax Code §§ 26.04(h), (h-1) and (h-2)

Line	Voter-Approval Tax Rate Worksheet	Amount/Rate
50.	COUNTIES ONLY. Add together the voter-approval tax rates for each type of tax the county levies. The total is the 2021 county voter-approval tax rate.	\$ <u>1.173290</u> /\$100

SECTION 3: NNR Tax Rate and Voter-Approval Tax Rate Adjustments for Additional Sales Tax to Reduce Property Taxes

Cities, counties and hospital districts may levy a sales tax specifically to reduce property taxes. Local voters by election must approve imposing or abolishing the additional sales tax. If approved, the taxing unit must reduce its NNR and voter-approval tax rates to offset the expected sales tax revenue.

This section should only be completed by a county, city or hospital district that is required to adjust its NNR tax rate and/or voter-approval tax rate because it adopted the additional sales tax.

Line	Additional Sales and Use Tax Worksheet	Amount/Rate
51.	Taxable Sales. For taxing units that adopted the sales tax in November 2020 or May 2021, enter the Comptroller’s estimate of taxable sales for the previous four quarters. ³² Estimates of taxable sales may be obtained through the Comptroller’s Allocation Historical Summary webpage. Taxing units that adopted the sales tax before November 2020, enter 0.	\$ _____
52.	Estimated sales tax revenue. Counties exclude any amount that is or will be spent for economic development grants from the amount of estimated sales tax revenue. ³³ Taxing units that adopted the sales tax in November 2020 or in May 2021. Multiply the amount on Line 51 by the sales tax rate (.01, .005 or .0025, as applicable) and multiply the result by .95. ³⁴ - or - Taxing units that adopted the sales tax before November 2020. Enter the sales tax revenue for the previous four quarters. Do not multiply by .95.	\$ <u>918,000</u>
53.	2021 total taxable value. Enter the amount from Line 21 of the <i>No-New-Revenue Tax Rate Worksheet</i> .	\$ <u>675,214,470</u>
54.	Sales tax adjustment rate. Divide Line 52 by Line 53 and multiply by \$100.	\$ <u>0.135957</u> /\$100
55.	2021 NNR tax rate, unadjusted for sales tax. ³⁵ Enter the rate from Line 26 or 27, as applicable, on the <i>No-New-Revenue Tax Rate Worksheet</i> .	\$ <u>1.130589</u> /\$100
56.	2021 NNR tax rate, adjusted for sales tax. Taxing units that adopted the sales tax in November 2020 or in May 2021. Subtract Line 54 from Line 55. Skip to Line 57 if you adopted the additional sales tax before November 2020.	\$ _____ /\$100
57.	2021 voter-approval tax rate, unadjusted for sales tax. ³⁶ Enter the rate from Line 49, Line D49 (disaster) or Line 50 (counties) as applicable, of the <i>Voter-Approval Tax Rate Worksheet</i> .	\$ <u>1.173290</u> /\$100
58.	2021 voter-approval tax rate, adjusted for sales tax. Subtract Line 54 from Line 57.	\$ <u>1.037333</u> /\$100

SECTION 4: Voter-Approval Tax Rate Adjustment for Pollution Control

A taxing unit may raise its rate for M&O funds used to pay for a facility, device or method for the control of air, water or land pollution. This includes any land, structure, building, installation, excavation, machinery, equipment or device that is used, constructed, acquired or installed wholly or partly to meet or exceed pollution control requirements. The taxing unit’s expenses are those necessary to meet the requirements of a permit issued by the Texas Commission on Environmental Quality (TCEQ). The taxing unit must provide the tax assessor with a copy of the TCEQ letter of determination that states the portion of the cost of the installation for pollution control.

This section should only be completed by a taxing unit that uses M&O funds to pay for a facility, device or method for the control of air, water or land pollution.

Line	Voter-Approval Rate Adjustment for Pollution Control Requirements Worksheet	Amount/Rate
59.	Certified expenses from the Texas Commission on Environmental Quality (TCEQ). Enter the amount certified in the determination letter from TCEQ. ³⁷ The taxing unit shall provide its tax assessor-collector with a copy of the letter. ³⁸	\$ _____
60.	2021 total taxable value. Enter the amount from Line 21 of the <i>No-New-Revenue Tax Rate Worksheet</i> .	\$ <u>675,214,470</u>
61.	Additional rate for pollution control. Divide Line 59 by Line 60 and multiply by \$100.	\$ _____ /\$100
62.	2021 voter-approval tax rate, adjusted for pollution control. Add Line 61 to one of the following lines (as applicable): Line 49, Line D49 (disaster), Line 50 (counties) or Line 58 (taxing units with the additional sales tax).	\$ <u>1.037333</u> /\$100

³² Tex. Tax Code § 26.041(d)
³³ Tex. Tax Code § 26.041(i)
³⁴ Tex. Tax Code § 26.041(d)
³⁵ Tex. Tax Code § 26.04(c)
³⁶ Tex. Tax Code § 26.04(c)
³⁷ Tex. Tax Code § 26.045(d)
³⁸ Tex. Tax Code § 26.045(i)

SECTION 5: Voter-Approval Tax Rate Adjustment for Unused Increment Rate

The unused increment rate is the rate equal to the difference between the adopted tax rate and voter-approval tax rate before the unused increment rate for the prior three years.³⁹ In a year where a taxing unit adopts a rate by applying any portion of the unused increment rate, the unused increment rate for that year would be zero.

The difference between the adopted tax rate and voter-approval tax rate is considered zero in the following scenarios:

- a tax year before 2020;⁴⁰
- a tax year in which the municipality is a defunding municipality, as defined by Tax Code Section 26.0501(a);⁴¹ or
- after Jan. 1, 2022, a tax year in which the comptroller determines that the county implemented a budget reduction or reallocation described by Local Government Code Section 120.002(a) without the required voter approval.⁴²

This section should only be completed by a taxing unit that does not meet the definition of a special taxing unit.⁴³

Line	Unused Increment Rate Worksheet	Amount/Rate
63.	2020 unused increment rate. Subtract the 2020 actual tax rate and the 2020 unused increment rate from the 2020 voter-approval tax rate. If the number is less than zero, enter zero.	\$ _____/\$100
64.	2019 unused increment rate. Subtract the 2019 actual tax rate and the 2019 unused increment rate from the 2019 voter-approval tax rate. If the number is less than zero, enter zero. If the year is prior to 2020, enter zero.	\$ _____/\$100
65.	2018 unused increment rate. Subtract the 2018 actual tax rate and the 2018 unused increment rate from the 2018 voter-approval tax rate. If the number is less than zero, enter zero. If the year is prior to 2020, enter zero.	\$ _____/\$100
66.	2021 unused increment rate. Add Lines 63, 64 and 65.	\$ _____/\$100
67.	2021 voter-approval tax rate, adjusted for unused increment rate. Add Line 66 to one of the following lines (as applicable): Line 49, Line D49 (disaster), Line 50 (counties), Line 58 (taxing units with the additional sales tax) or Line 62 (taxing units with pollution control).	\$ <u>1.037333</u> /\$100

SECTION 6: De Minimis Rate

The de minimis rate is the rate equal to the sum of the no-new-revenue maintenance and operations rate, the rate that will raise \$500,000, and the current debt rate for a taxing unit.⁴⁴

This section should only be completed by a taxing unit that is a municipality of less than 30,000 or a taxing unit that does not meet the definition of a special taxing unit.⁴⁵

Line	De Minimis Rate Worksheet	Amount/Rate
68.	Adjusted 2021 NNR M&O tax rate. Enter the rate from Line 39 of the <i>Voter-Approval Tax Rate Worksheet</i>	\$ <u>1.133614</u> /\$100
69.	2021 total taxable value. Enter the amount on Line 21 of the <i>No-New-Revenue Tax Rate Worksheet</i> .	\$ <u>675,214,470</u>
70.	Rate necessary to impose \$500,000 in taxes. Divide \$500,000 by Line 69 and multiply by \$100.	\$ <u>0.074050</u> /\$100
71.	2021 debt rate. Enter the rate from Line 48 of the <i>Voter-Approval Tax Rate Worksheet</i> .	\$ _____/\$100
72.	De minimis rate. Add Lines 68, 70 and 71.	\$ <u>1.207664</u> /\$100

SECTION 7: Voter-Approval Tax Rate Adjustment for Emergency Revenue Rate

In the tax year after the end of the disaster calculation time period detailed in Tax Code Section 26.042(a), a taxing unit that calculated its voter-approval tax rate in the manner provided for a special taxing unit due to a disaster must calculate its emergency revenue rate and reduce its voter-approval tax rate for that year.⁴⁶

Similarly, if a taxing unit adopted a tax rate that exceeded its voter-approval tax rate, calculated normally, without holding an election to respond to a disaster, as allowed by Tax Code Section 26.042(d), in the prior year, it must also reduce its voter-approval tax rate for the current tax year.⁴⁷

NOTE: This section will not apply to any taxing units in 2021. It is added to implement Senate Bill 1438 (87th Regular Session) and does not apply to a taxing unit that calculated its voter-approval tax rate in the manner provided for a special taxing unit due to a declared disaster in 2020, as provided for in the recently repealed Tax Code Sections 26.04(c-1) and 26.041(c-1).

In future tax years, this section will apply to a taxing unit other than a special taxing unit that:

- directed the designated officer or employee to calculate the voter-approval tax rate of the taxing unit in the manner provided for a special taxing unit in the prior year; and
- the current year is the first tax year in which the total taxable value of property taxable by the taxing unit as shown on the appraisal roll for the taxing unit submitted by the assessor for the taxing unit to the governing body exceeds the total taxable value of property taxable by the taxing unit on January 1 of the tax year in which the disaster occurred or the disaster occurred four years ago.

³⁹ Tex. Tax Code § 26.013(a)

⁴⁰ Tex. Tax Code § 26.013(c)

⁴¹ Tex. Tax Code §§ 26.0501(a) and (c)

⁴² Tex. Local Gov't Code § 120.007(d), effective Jan. 1, 2022

⁴³ Tex. Tax Code § 26.063(a)(1)

⁴⁴ Tex. Tax Code § 26.012(8-a)

⁴⁵ Tex. Tax Code § 26.063(a)(1)

⁴⁶ Tex. Tax Code § 26.042(b)

⁴⁷ Tex. Tax Code § 26.042(f)

In future tax years, this section will also apply to a taxing unit in a disaster area that adopted a tax rate greater than its voter-approval tax rate without holding an election in the prior year.

Note: This section does not apply if a taxing unit is continuing to calculate its voter-approval tax rate in the manner provided for a special taxing unit because it is still within the disaster calculation time period detailed in Tax Code Section 26.042(a) because it has not met the conditions in Tax Code Section 26.042(a)(1) or (2).

Line	Emergency Revenue Rate Worksheet	Amount/Rate
73.	2020 adopted tax rate. Enter the rate in Line 4 of the <i>No-New-Revenue Tax Rate Worksheet</i> .	\$ _____ /\$100
74.	Adjusted 2020 voter-approval tax rate. Use the taxing unit's Tax Rate Calculation Worksheets from the prior year(s) to complete this line. If a disaster occurred in 2020 and the taxing unit calculated its 2020 voter-approval tax rate using a multiplier of 1.08 on Disaster Line 41 (D41) of the 2020 worksheet due to a disaster, enter the 2020 voter-approval tax rate as calculated using a multiplier of 1.035 from Line 49. - or - If a disaster occurred prior to 2020 for which the taxing unit continued to calculate its voter-approval tax rate using a multiplier of 1.08 on Disaster Line 41 (D41) in 2020, complete the separate <i>Adjusted Voter-Approval Tax Rate for Taxing Units in Disaster Area Calculation Worksheet</i> to recalculate the voter-approval tax rate the taxing unit would have calculated in 2020 if it had generated revenue based on an adopted tax rate using a multiplier of 1.035 in the year(s) following the disaster. ⁴⁸ Enter the final adjusted 2020 voter-approval tax rate from the worksheet. - or - If the taxing unit adopted a tax rate above the 2020 voter-approval tax rate without calculating a disaster tax rate or holding an election due to a disaster, no recalculation is necessary. Enter the voter-approval tax rate from the prior year's worksheet.	\$ _____ /\$100
75.	Increase in 2020 tax rate due to disaster. Subtract Line 74 from Line 73.	\$ _____ /\$100
76.	Adjusted 2020 taxable value. Enter the amount in Line 14 of the <i>No-New-Revenue Tax Rate Worksheet</i> .	\$ _____
77.	Emergency revenue. Multiply Line 75 by Line 76 and divide by \$100.	\$ _____
78.	Adjusted 2021 taxable value. Enter the amount in Line 25 of the <i>No-New-Revenue Tax Rate Worksheet</i> .	\$ _____
79.	Emergency revenue rate. Divide Line 77 by Line 78 and multiply by \$100. ⁴⁹	\$ _____ /\$100
80.	2021 voter-approval tax rate, adjusted for emergency revenue. Subtract Line 79 from one of the following lines (as applicable): Line 49, Line D49 (disaster), Line 50 (counties), Line 58 (taxing units with the additional sales tax), Line 62 (taxing units with pollution control) or Line 67 (taxing units with the unused increment rate).	\$ _____ /\$100

SECTION 8: Total Tax Rate


Indicate the applicable total tax rates as calculated above.

No-new-revenue tax rate.	\$ <u>1.130589</u> /\$100
As applicable, enter the 2021 NNR tax rate from: Line 26, Line 27 (counties), or Line 56 (adjusted for sales tax). Indicate the line number used: <u>27</u>	
Voter-approval tax rate.	\$ <u>1.037333</u> /\$100
As applicable, enter the 2021 voter-approval tax rate from: Line 49, Line D49 (disaster), Line 50 (counties), Line 58 (adjusted for sales tax), Line 62 (adjusted for pollution control), Line 67 (adjusted for unused increment), or Line 80 (adjusted for emergency revenue). Indicate the line number used: <u>58</u>	
De minimis rate.	\$ <u>1.207664</u> /\$100
If applicable, enter the 2021 de minimis rate from Line 72.	

SECTION 9: Taxing Unit Representative Name and Signature

Enter the name of the person preparing the tax rate as authorized by the governing body of the taxing unit. By signing below, you certify that you are the designated officer or employee of the taxing unit and have accurately calculated the tax rates using values that are the same as the values shown in the taxing unit's certified appraisal roll or certified estimate of taxable value, in accordance with requirements in Tax Code. ⁵⁰

print here → Lucy Valero
 Printed Name of Taxing Unit Representative

sign here → 
 Taxing Unit Representative

8-10-21
 Date

⁴⁸ Tex. Tax Code §26.042(c)
⁴⁹ Tex. Tax Code §26.042(b)
⁵⁰ Tex. Tax Code §§ 26.04(c-2) and (d-2)

2021 Tax Rate Calculation Worksheet

Taxing Units Other Than School Districts or Water Districts

Dawson County

806-872-5631

Taxing Unit Name

Phone (area code and number)

400 S 1st Street, Lamesa, Tx 79331

http://www.co.dawson.tx.us/

Taxing Unit's Address, City, State, ZIP Code

Taxing Unit's Website Address

GENERAL INFORMATION: Tax Code Section 26.04(c) requires an officer or employee designated by the governing body to calculate the no-new-revenue (NNR) tax rate and voter-approval tax rate for the taxing unit. These tax rates are expressed in dollars per \$100 of taxable value calculated. The calculation process starts after the chief appraiser delivers to the taxing unit the certified appraisal roll and the estimated values of properties under protest. The designated officer or employee shall certify that the officer or employee has accurately calculated the tax rates and used values shown for the certified appraisal roll or certified estimate. The officer or employee submits the rates to the governing body by Aug. 7 or as soon thereafter as practicable.

School districts do not use this form, but instead use Comptroller Form 50-859 *Tax Rate Calculation Worksheet, School District without Chapter 313 Agreements* or Comptroller Form 50-884 *Tax Rate Calculation Worksheet, School District with Chapter 313 Agreements*.

Water districts as defined under Water Code Section 49.001(1) do not use this form, but instead use Comptroller Form 50-858 *Water District Voter-Approval Tax Rate Worksheet for Low Tax Rate and Developing Districts* or Comptroller Form 50-860 *Developed Water District Voter-Approval Tax Rate Worksheet*.

The Comptroller's office provides this worksheet to assist taxing units in determining tax rates. The information provided in this worksheet is offered as technical assistance and not legal advice. Taxing units should consult legal counsel for interpretations of law regarding tax rate preparation and adoption.

SECTION 1: No-New-Revenue Tax Rate

The NNR tax rate enables the public to evaluate the relationship between taxes for the prior year and for the current year based on a tax rate that would produce the same amount of taxes (no new taxes) if applied to the same properties that are taxed in both years. When appraisal values increase, the NNR tax rate should decrease.

The NNR tax rate for a county is the sum of the NNR tax rates calculated for each type of tax the county levies.

While uncommon, it is possible for a taxing unit to provide an exemption for only maintenance and operations taxes. In this case, the taxing unit will need to calculate the NNR tax rate separately for the maintenance and operations tax and the debt tax, then add the two components together.

Line	No-New-Revenue Tax Rate Worksheet	Amount/Rate
1.	2020 total taxable value. Enter the amount of 2020 taxable value on the 2020 tax roll today. Include any adjustments since last year's certification; exclude Tax Code Section 25.25(d) one-fourth and one-third over-appraisal corrections from these adjustments. Exclude any property value subject to an appeal under Chapter 42 as of July 25 (will add undisputed value in Line 6). This total includes the taxable value of homesteads with tax ceilings (will deduct in Line 2) and the captured value for tax increment financing (adjustment is made by deducting TIF taxes, as reflected in Line 17). ¹	\$ <u>788,358,294</u>
2.	2020 tax ceilings. Counties, cities and junior college districts. Enter 2020 total taxable value of homesteads with tax ceilings. These include the homesteads of homeowners age 65 or older or disabled. Other taxing units enter 0. If your taxing unit adopted the tax ceiling provision in 2020 or a prior year for homeowners age 65 or older or disabled, use this step. ²	\$ _____
3.	Preliminary 2020 adjusted taxable value. Subtract Line 2 from Line 1.	\$ <u>788,358,294</u>
4.	2020 total adopted tax rate.	\$ <u>0.173776</u> /\$100
5.	2020 taxable value lost because court appeals of ARB decisions reduced 2020 appraised value.	
	A. Original 2020 ARB values: \$ _____	
	B. 2020 values resulting from final court decisions: - \$ _____	
	C. 2020 value loss. Subtract B from A. ³	\$ _____
6.	2020 taxable value subject to an appeal under Chapter 42, as of July 25.	
	A. 2020 ARB certified value: \$ _____	
	B. 2020 disputed value: - \$ _____	
	C. 2020 undisputed value. Subtract B from A. ⁴	\$ _____
7.	2020 Chapter 42 related adjusted values. Add Line 5C and Line 6C.	\$ _____

¹ Tex. Tax Code § 26.012(14)

² Tex. Tax Code § 26.012(14)

³ Tex. Tax Code § 26.012(13)

⁴ Tex. Tax Code § 26.012(13)

Line	No-New-Revenue Tax Rate Worksheet	Amount/Rate
8.	2020 taxable value, adjusted for actual and potential court-ordered adjustments. Add Line 3 and Line 7.	\$ <u>788,358,294</u>
9.	2020 taxable value of property in territory the taxing unit deannexed after Jan. 1, 2020. Enter the 2020 value of property in deannexed territory. ⁵	\$ _____
10.	2020 taxable value lost because property first qualified for an exemption in 2021. If the taxing unit increased an original exemption, use the difference between the original exempted amount and the increased exempted amount. Do not include value lost due to freeport, goods-in-transit, temporary disaster exemptions. Note that lowering the amount or percentage of an existing exemption in 2021 does not create a new exemption or reduce taxable value. A. Absolute exemptions. Use 2020 market value: \$ <u>2,103,050</u> B. Partial exemptions. 2021 exemption amount or 2021 percentage exemption times 2020 value: + \$ _____ C. Value loss. Add A and B. ⁶	\$ <u>2,103,050</u>
11.	2020 taxable value lost because property first qualified for agricultural appraisal (1-d or 1-d-1), timber appraisal, recreational/scenic appraisal or public access airport special appraisal in 2021. Use only properties that qualified in 2021 for the first time; do not use properties that qualified in 2020. A. 2020 market value: \$ _____ B. 2021 productivity or special appraised value: - \$ _____ C. Value loss. Subtract B from A. ⁷	\$ _____
12.	Total adjustments for lost value. Add Lines 9, 10C and 11C.	\$ <u>2,103,050</u>
13.	2020 captured value of property in a TIF. Enter the total value of 2020 captured appraised value of property taxable by a taxing unit in a tax increment financing zone for which 2020 taxes were deposited into the tax increment fund. ⁸ If the taxing unit has no captured appraised value in line 18D, enter 0.	\$ _____
14.	2020 total value. Subtract Line 12 and Line 13 from Line 8.	\$ <u>786,255,244</u>
15.	Adjusted 2020 total levy. Multiply Line 4 by Line 14 and divide by \$100.	\$ <u>1,366,322</u>
16.	Taxes refunded for years preceding tax year 2020. Enter the amount of taxes refunded by the taxing unit for tax years preceding tax year 2020. Types of refunds include court decisions, Tax Code Section 25.25(b) and (c) corrections and Tax Code Section 31.11 payment errors. Do not include refunds for tax year 2020. This line applies only to tax years preceding tax year 2020. ⁹	\$ _____
17.	Adjusted 2020 levy with refunds and TIF adjustment. Add Lines 15 and 16. ¹⁰	\$ <u>1,366,322</u>
18.	Total 2021 taxable value on the 2021 certified appraisal roll today. This value includes only certified values or certified estimate of values and includes the total taxable value of homesteads with tax ceilings (will deduct in Line 20). These homesteads include homeowners age 65 or older or disabled. ¹¹ A. Certified values: \$ <u>675,214,470</u> B. Counties: Include railroad rolling stock values certified by the Comptroller's office: + \$ _____ C. Pollution control and energy storage system exemption: Deduct the value of property exempted for the current tax year for the first time as pollution control or energy storage system property: - \$ _____ D. Tax increment financing: Deduct the 2021 captured appraised value of property taxable by a taxing unit in a tax increment financing zone for which the 2021 taxes will be deposited into the tax increment fund. Do not include any new property value that will be included in Line 23 below. ¹² - \$ _____ E. Total 2021 value. Add A and B, then subtract C and D.	\$ <u>675,214,470</u>

⁵ Tex. Tax Code § 26.012(15)
⁶ Tex. Tax Code § 26.012(15)
⁷ Tex. Tax Code § 26.012(15)
⁸ Tex. Tax Code § 26.03(c)
⁹ Tex. Tax Code § 26.012(13)
¹⁰ Tex. Tax Code § 26.012(13)
¹¹ Tex. Tax Code § 26.012, 26.04(c-2)
¹² Tex. Tax Code § 26.03(c)

Line	No-New-Revenue Tax Rate Worksheet	Amount/Rate
19.	<p>Total value of properties under protest or not included on certified appraisal roll. ¹³</p> <p>A. 2021 taxable value of properties under protest. The chief appraiser certifies a list of properties still under ARB protest. The list shows the appraisal district's value and the taxpayer's claimed value, if any, or an estimate of the value if the taxpayer wins. For each of the properties under protest, use the lowest of these values. Enter the total value under protest. ¹⁴ \$ _____</p> <p>B. 2021 value of properties not under protest or included on certified appraisal roll. The chief appraiser gives taxing units a list of those taxable properties that the chief appraiser knows about but are not included in the appraisal roll certification. These properties also are not on the list of properties that are still under protest. On this list of properties, the chief appraiser includes the market value, appraised value and exemptions for the preceding year and a reasonable estimate of the market value, appraised value and exemptions for the current year. Use the lower market, appraised or taxable value (as appropriate). Enter the total value of property not on the certified roll. ¹⁵ + \$ _____</p> <p>C. Total value under protest or not certified. Add A and B. \$ _____</p>	
20.	2021 tax ceilings. Counties, cities and junior colleges enter 2021 total taxable value of homesteads with tax ceilings. These include the homesteads of homeowners age 65 or older or disabled. Other taxing units enter 0. If your taxing unit adopted the tax ceiling provision in 2020 or a prior year for homeowners age 65 or older or disabled, use this step. ¹⁶	\$ _____
21.	2021 total taxable value. Add Lines 18E and 19C. Subtract Line 20. ¹⁷	\$ <u>675,214,470</u>
22.	Total 2021 taxable value of properties in territory annexed after Jan. 1, 2020. Include both real and personal property. Enter the 2021 value of property in territory annexed. ¹⁸	\$ _____
23.	Total 2021 taxable value of new improvements and new personal property located in new improvements. New means the item was not on the appraisal roll in 2020. An improvement is a building, structure, fixture or fence erected on or affixed to land. New additions to existing improvements may be included if the appraised value can be determined. New personal property in a new improvement must have been brought into the taxing unit after Jan. 1, 2020 and be located in a new improvement. New improvements do include property on which a tax abatement agreement has expired for 2021. ¹⁹	\$ _____
24.	Total adjustments to the 2021 taxable value. Add Lines 22 and 23.	\$ _____
25.	Adjusted 2021 taxable value. Subtract Line 24 from Line 21.	\$ <u>675,214,470</u>
26.	2021 NNR tax rate. Divide Line 17 by Line 25 and multiply by \$100. ²⁰	\$ <u>0.202353</u> / _{\$100}
27.	COUNTIES ONLY. Add together the NNR tax rates for each type of tax the county levies. The total is the 2021 county NNR tax rate. ²¹	\$ <u>1.130589</u> / _{\$100}

SECTION 2: Voter-Approval Tax Rate

The voter-approval tax rate is the highest tax rate that a taxing unit may adopt without holding an election to seek voter approval of the rate. The voter-approval tax rate is split into two separate rates:

- Maintenance and Operations (M&O) Tax Rate:** The M&O portion is the tax rate that is needed to raise the same amount of taxes that the taxing unit levied in the prior year plus the applicable percentage allowed by law. This rate accounts for such things as salaries, utilities and day-to-day operations.
- Debt Rate:** The debt rate includes the debt service necessary to pay the taxing unit's debt payments in the coming year. This rate accounts for principal and interest on bonds and other debt secured by property tax revenue.

The voter-approval tax rate for a county is the sum of the voter-approval tax rates calculated for each type of tax the county levies. In most cases the voter-approval tax rate exceeds the no-new-revenue tax rate, but occasionally decreases in a taxing unit's debt service will cause the NNR tax rate to be higher than the voter-approval tax rate.

Line	Voter-Approval Tax Rate Worksheet	Amount/Rate
28.	2020 M&O tax rate. Enter the 2020 M&O tax rate.	\$ <u>0.173776</u> / _{\$100}
29.	2020 taxable value, adjusted for actual and potential court-ordered adjustments. Enter the amount in Line 8 of the <i>No-New-Revenue Tax Rate Worksheet</i> .	\$ <u>788,358,294</u>

¹³ Tex. Tax Code § 26.01(c) and (d)
¹⁴ Tex. Tax Code § 26.01(c)
¹⁵ Tex. Tax Code § 26.01(d)
¹⁶ Tex. Tax Code § 26.012(6)(B)
¹⁷ Tex. Tax Code § 26.012(6)
¹⁸ Tex. Tax Code § 26.012(17)
¹⁹ Tex. Tax Code § 26.012(17)
²⁰ Tex. Tax Code § 26.04(c)
²¹ Tex. Tax Code § 26.04(d)

Line	Voter-Approval Tax Rate Worksheet	Amount/Rate
30.	Total 2020 M&O levy. Multiply Line 28 by Line 29 and divide by \$100	\$ <u>1,369,977</u>
31.	<p>Adjusted 2020 levy for calculating NNR M&O rate.</p> <p>A. M&O taxes refunded for years preceding tax year 2020. Enter the amount of M&O taxes refunded in the preceding year for taxes before that year. Types of refunds include court decisions, Tax Code Section 25.25(b) and (c) corrections and Tax Code Section 31.11 payment errors. Do not include refunds for tax year 2020. This line applies only to tax years preceding tax year 2020. + \$ _____</p> <p>B. 2020 taxes in TIF. Enter the amount of taxes paid into the tax increment fund for a reinvestment zone as agreed by the taxing unit. If the taxing unit has no 2021 captured appraised value in Line 18D, enter 0. - \$ _____</p> <p>C. 2020 transferred function. If discontinuing all of a department, function or activity and transferring it to another taxing unit by written contract, enter the amount spent by the taxing unit discontinuing the function in the 12 months preceding the month of this calculation. If the taxing unit did not operate this function for this 12-month period, use the amount spent in the last full fiscal year in which the taxing unit operated the function. The taxing unit discontinuing the function will subtract this amount in D below. The taxing unit receiving the function will add this amount in D below. Other taxing units enter 0. +/- \$ _____</p> <p>D. 2020 M&O levy adjustments. Subtract B from A. For taxing unit with C, subtract if discontinuing function and add if receiving function. \$ _____</p> <p>E. Add Line 30 to 31D.</p>	\$ <u>1,369,977</u>
32.	Adjusted 2021 taxable value. Enter the amount in Line 25 of the <i>No-New-Revenue Tax Rate Worksheet</i> .	\$ <u>675,214,470</u>
33.	2021 NNR M&O rate (unadjusted). Divide Line 31E by Line 32 and multiply by \$100.	\$ <u>0.202895</u> /\$100
34.	<p>Rate adjustment for state criminal justice mandate. ²³</p> <p>A. 2021 state criminal justice mandate. Enter the amount spent by a county in the previous 12 months providing for the maintenance and operation cost of keeping inmates in county-paid facilities after they have been sentenced. Do not include any state reimbursement received by the county for the same purpose. \$ _____</p> <p>B. 2020 state criminal justice mandate. Enter the amount spent by a county in the 12 months prior to the previous 12 months providing for the maintenance and operation cost of keeping inmates in county-paid facilities after they have been sentenced. Do not include any state reimbursement received by the county for the same purpose. Enter zero if this is the first time the mandate applies. - \$ _____</p> <p>C. Subtract B from A and divide by Line 32 and multiply by \$100. \$ _____/\$100</p> <p>D. Enter the rate calculated in C. If not applicable, enter 0.</p>	\$ _____/\$100
35.	<p>Rate adjustment for indigent health care expenditures. ²⁴</p> <p>A. 2021 indigent health care expenditures. Enter the amount paid by a taxing unit providing for the maintenance and operation cost of providing indigent health care for the period beginning on July 1, 2020 and ending on June 30, 2021, less any state assistance received for the same purpose. \$ _____</p> <p>B. 2020 indigent health care expenditures. Enter the amount paid by a taxing unit providing for the maintenance and operation cost of providing indigent health care for the period beginning on July 1, 2019 and ending on June 30, 2020, less any state assistance received for the same purpose. - \$ _____</p> <p>C. Subtract B from A and divide by Line 32 and multiply by \$100. \$ _____/\$100</p> <p>D. Enter the rate calculated in C. If not applicable, enter 0.</p>	\$ _____/\$100

²² [Reserved for expansion]

²³ Tex. Tax Code § 26.044

²⁴ Tex. Tax Code § 26.0441

Line	Voter-Approval Tax Rate Worksheet	Amount/Rate
36.	<p>Rate adjustment for county indigent defense compensation. ²⁵</p> <p>A. 2021 indigent defense compensation expenditures. Enter the amount paid by a county to provide appointed counsel for indigent individuals for the period beginning on July 1, 2020 and ending on June 30, 2021, less any state grants received by the county for the same purpose..... \$ _____</p> <p>B. 2020 indigent defense compensation expenditures. Enter the amount paid by a county to provide appointed counsel for indigent individuals for the period beginning on July 1, 2019 and ending on June 30, 2020, less any state grants received by the county for the same purpose. \$ _____</p> <p>C. Subtract B from A and divide by Line 32 and multiply by \$100..... \$ _____/\$100</p> <p>D. Multiply B by 0.05 and divide by Line 32 and multiply by \$100..... \$ _____/\$100</p> <p>E. Enter the lesser of C and D. If not applicable, enter 0.</p>	\$ _____/\$100
37.	<p>Rate adjustment for county hospital expenditures. ²⁶</p> <p>A. 2021 eligible county hospital expenditures. Enter the amount paid by the county or municipality to maintain and operate an eligible county hospital for the period beginning on July 1, 2020 and ending on June 30, 2021. \$ _____</p> <p>B. 2020 eligible county hospital expenditures. Enter the amount paid by the county or municipality to maintain and operate an eligible county hospital for the period beginning on July 1, 2019 and ending on June 30, 2020. \$ _____</p> <p>C. Subtract B from A and divide by Line 32 and multiply by \$100..... \$ _____/\$100</p> <p>D. Multiply B by 0.08 and divide by Line 32 and multiply by \$100..... \$ _____/\$100</p> <p>E. Enter the lesser of C and D, if applicable. If not applicable, enter 0.</p>	\$ _____/\$100
38.	<p>Rate adjustment for defunding municipality. This adjustment only applies to a municipality that is considered to be a defunding municipality for the current tax year under Chapter 109, Local Government Code. Chapter 109, Local Government Code only applies to municipalities with a population of more than 250,000 and includes a written determination by the Office of the Governor. See Tax Code 26.0444 for more information.</p> <p>A. Amount appropriated for public safety in 2020. Enter the amount of money appropriated for public safety in the budget adopted by the municipality for the preceding fiscal year \$ _____</p> <p>B. Expenditures for public safety in 2020. Enter the amount of money spent by the municipality for public safety during the preceding fiscal year..... \$ _____</p> <p>C. Subtract B from A and divide by Line 32 and multiply by \$100 \$ _____/\$100</p> <p>D. Enter the rate calculated in C. If not applicable, enter 0.</p>	\$ _____/\$100
39.	Adjusted 2021 NNR M&O rate. Add Lines 33, 34D, 35D, 36E, and 37E. Subtract Line 38D.	\$ <u>0.202895</u> /\$100
40.	<p>Adjustment for 2020 sales tax specifically to reduce property values. Cities, counties and hospital districts that collected and spent additional sales tax on M&O expenses in 2020 should complete this line. These entities will deduct the sales tax gain rate for 2021 in Section 3. Other taxing units, enter zero.</p> <p>A. Enter the amount of additional sales tax collected and spent on M&O expenses in 2020, if any. Counties must exclude any amount that was spent for economic development grants from the amount of sales tax spent \$ _____</p> <p>B. Divide Line 40A by Line 32 and multiply by \$100 \$ _____/\$100</p> <p>C. Add Line 40B to Line 39.</p>	\$ <u>0.202895</u> /\$100
41.	<p>2021 voter-approval M&O rate. Enter the rate as calculated by the appropriate scenario below.</p> <p>Special Taxing Unit. If the taxing unit qualifies as a special taxing unit, multiply Line 40C by 1.08.</p> <p>- or -</p> <p>Other Taxing Unit. If the taxing unit does not qualify as a special taxing unit, multiply Line 40C by 1.035.</p>	\$ <u>0.209996</u> /\$100

²⁵ Tex. Tax Code § 26.0442

²⁶ Tex. Tax Code § 26.0443

Line	Voter-Approval Tax Rate Worksheet	Amount/Rate
D41.	<p>Disaster Line 41 (D41): 2021 voter-approval M&O rate for taxing unit affected by disaster declaration. If the taxing unit is located in an area declared a disaster area and at least one person is granted an exemption under Tax Code Section 11.35 for property located in the taxing unit, the governing body may direct the person calculating the voter-approval tax rate to calculate in the manner provided for a special taxing unit. The taxing unit shall continue to calculate the voter-approval tax rate in this manner until the earlier of</p> <p>1) the first year in which total taxable value on the certified appraisal roll exceeds the total taxable value of the tax year in which the disaster occurred, or</p> <p>2) the third tax year after the tax year in which the disaster occurred</p> <p>If the taxing unit qualifies under this scenario, multiply Line 40C by 1.08. ²⁷ If the taxing unit does not qualify, do not complete Disaster Line 41 (Line D41).</p>	\$ _____/\$100
42.	<p>Total 2021 debt to be paid with property taxes and additional sales tax revenue. Debt means the interest and principal that will be paid on debts that:</p> <p>(1) are paid by property taxes,</p> <p>(2) are secured by property taxes,</p> <p>(3) are scheduled for payment over a period longer than one year, and</p> <p>(4) are not classified in the taxing unit's budget as M&O expenses.</p> <p>A. Debt also includes contractual payments to other taxing units that have incurred debts on behalf of this taxing unit, if those debts meet the four conditions above. Include only amounts that will be paid from property tax revenue. Do not include appraisal district budget payments. If the governing body of a taxing unit authorized or agreed to authorize a bond, warrant, certificate of obligation, or other evidence of indebtedness on or after Sept. 1, 2021, verify if it meets the amended definition of debt before including it here. ²⁸</p> <p>Enter debt amount \$ _____</p> <p>B. Subtract unencumbered fund amount used to reduce total debt. - \$ _____</p> <p>C. Subtract certified amount spent from sales tax to reduce debt (enter zero if none) - \$ _____</p> <p>D. Subtract amount paid from other resources - \$ _____</p> <p>E. Adjusted debt. Subtract B, C and D from A.</p>	\$ _____
43.	Certified 2020 excess debt collections. Enter the amount certified by the collector. ²⁹	\$ _____
44.	Adjusted 2021 debt. Subtract Line 43 from Line 42E.	\$ _____
45.	<p>2021 anticipated collection rate.</p> <p>A. Enter the 2021 anticipated collection rate certified by the collector. ³⁰ %</p> <p>B. Enter the 2020 actual collection rate. %</p> <p>C. Enter the 2019 actual collection rate. %</p> <p>D. Enter the 2018 actual collection rate. %</p> <p>E. If the anticipated collection rate in A is lower than actual collection rates in B, C and D, enter the lowest collection rate from B, C and D. If the anticipated rate in A is higher than at least one of the rates in the prior three years, enter the rate from A. Note that the rate can be greater than 100%. ³¹</p>	_____ %
46.	2021 debt adjusted for collections. Divide Line 44 by Line 45E.	\$ _____
47.	2021 total taxable value. Enter the amount on Line 21 of the <i>No-New-Revenue Tax Rate Worksheet</i> .	\$ 675,214,470
48.	2021 debt rate. Divide Line 46 by Line 47 and multiply by \$100.	\$ _____/\$100
49.	2021 voter-approval tax rate. Add Lines 41 and 48.	\$ 0.209996 /\$100
D49.	<p>Disaster Line 49 (D49): 2021 voter-approval tax rate for taxing unit affected by disaster declaration. Complete this line if the taxing unit calculated the voter-approval tax rate in the manner provided for a special taxing unit on Line D41. Add Line D41 and 48.</p>	\$ _____/\$100

²⁷ Tex. Tax Code § 26.042(a)
²⁸ Tex. Tax Code § 26.012(7)
²⁹ Tex. Tax Code § 26.012(10) and 26.04(b)
³⁰ Tex. Tax Code § 26.04(b)
³¹ Tex. Tax Code §§ 26.04(h), (h-1) and (h-2)

Line	Voter-Approval Tax Rate Worksheet	Amount/Rate
50.	COUNTIES ONLY. Add together the voter-approval tax rates for each type of tax the county levies. The total is the 2021 county voter-approval tax rate.	\$ _____ /\$100

SECTION 3: NNR Tax Rate and Voter-Approval Tax Rate Adjustments for Additional Sales Tax to Reduce Property Taxes

Cities, counties and hospital districts may levy a sales tax specifically to reduce property taxes. Local voters by election must approve imposing or abolishing the additional sales tax. If approved, the taxing unit must reduce its NNR and voter-approval tax rates to offset the expected sales tax revenue.

This section should only be completed by a county, city or hospital district that is required to adjust its NNR tax rate and/or voter-approval tax rate because it adopted the additional sales tax.

Line	Additional Sales and Use Tax Worksheet	Amount/Rate
51.	Taxable Sales. For taxing units that adopted the sales tax in November 2020 or May 2021, enter the Comptroller’s estimate of taxable sales for the previous four quarters. ³² Estimates of taxable sales may be obtained through the Comptroller’s Allocation Historical Summary webpage. Taxing units that adopted the sales tax before November 2020, enter 0.	\$ _____
52.	Estimated sales tax revenue. Counties exclude any amount that is or will be spent for economic development grants from the amount of estimated sales tax revenue. ³³ Taxing units that adopted the sales tax in November 2020 or in May 2021. Multiply the amount on Line 51 by the sales tax rate (.01, .005 or .0025, as applicable) and multiply the result by .95. ³⁴ - or - Taxing units that adopted the sales tax before November 2020. Enter the sales tax revenue for the previous four quarters. Do not multiply by .95.	\$ _____
53.	2021 total taxable value. Enter the amount from Line 21 of the <i>No-New-Revenue Tax Rate Worksheet</i> .	\$ <u>675,214,470</u>
54.	Sales tax adjustment rate. Divide Line 52 by Line 53 and multiply by \$100.	\$ _____ /\$100
55.	2021 NNR tax rate, unadjusted for sales tax. ³⁵ Enter the rate from Line 26 or 27, as applicable, on the <i>No-New-Revenue Tax Rate Worksheet</i> .	\$ <u>0.202353</u> /\$100
56.	2021 NNR tax rate, adjusted for sales tax. Taxing units that adopted the sales tax in November 2020 or in May 2021. Subtract Line 54 from Line 55. Skip to Line 57 if you adopted the additional sales tax before November 2020.	\$ _____ /\$100
57.	2021 voter-approval tax rate, unadjusted for sales tax. ³⁶ Enter the rate from Line 49, Line D49 (disaster) or Line 50 (counties) as applicable, of the <i>Voter-Approval Tax Rate Worksheet</i> .	\$ <u>0.209996</u> /\$100
58.	2021 voter-approval tax rate, adjusted for sales tax. Subtract Line 54 from Line 57.	\$ <u>0.209996</u> /\$100

SECTION 4: Voter-Approval Tax Rate Adjustment for Pollution Control

A taxing unit may raise its rate for M&O funds used to pay for a facility, device or method for the control of air, water or land pollution. This includes any land, structure, building, installation, excavation, machinery, equipment or device that is used, constructed, acquired or installed wholly or partly to meet or exceed pollution control requirements. The taxing unit’s expenses are those necessary to meet the requirements of a permit issued by the Texas Commission on Environmental Quality (TCEQ). The taxing unit must provide the tax assessor with a copy of the TCEQ letter of determination that states the portion of the cost of the installation for pollution control.

This section should only be completed by a taxing unit that uses M&O funds to pay for a facility, device or method for the control of air, water or land pollution.

Line	Voter-Approval Rate Adjustment for Pollution Control Requirements Worksheet	Amount/Rate
59.	Certified expenses from the Texas Commission on Environmental Quality (TCEQ). Enter the amount certified in the determination letter from TCEQ. ³⁷ The taxing unit shall provide its tax assessor-collector with a copy of the letter. ³⁸	\$ _____
60.	2021 total taxable value. Enter the amount from Line 21 of the <i>No-New-Revenue Tax Rate Worksheet</i> .	\$ <u>675,214,470</u>
61.	Additional rate for pollution control. Divide Line 59 by Line 60 and multiply by \$100.	\$ _____ /\$100
62.	2021 voter-approval tax rate, adjusted for pollution control. Add Line 61 to one of the following lines (as applicable): Line 49, Line D49 (disaster), Line 50 (counties) or Line 58 (taxing units with the additional sales tax).	\$ <u>0.209996</u> /\$100

³² Tex. Tax Code § 26.041(d)

³³ Tex. Tax Code § 26.041(i)

³⁴ Tex. Tax Code § 26.041(d)

³⁵ Tex. Tax Code § 26.04(c)

³⁶ Tex. Tax Code § 26.04(c)

³⁷ Tex. Tax Code § 26.045(d)

³⁸ Tex. Tax Code § 26.045(i)

SECTION 5: Voter-Approval Tax Rate Adjustment for Unused Increment Rate

The unused increment rate is the rate equal to the difference between the adopted tax rate and voter-approval tax rate before the unused increment rate for the prior three years.³⁹ In a year where a taxing unit adopts a rate by applying any portion of the unused increment rate, the unused increment rate for that year would be zero.

The difference between the adopted tax rate and voter-approval tax rate is considered zero in the following scenarios:

- a tax year before 2020;⁴⁰
- a tax year in which the municipality is a defunding municipality, as defined by Tax Code Section 26.0501(a);⁴¹ or
- after Jan. 1, 2022, a tax year in which the comptroller determines that the county implemented a budget reduction or reallocation described by Local Government Code Section 120.002(a) without the required voter approval.⁴²

This section should only be completed by a taxing unit that does not meet the definition of a special taxing unit.⁴³

Line	Unused Increment Rate Worksheet	Amount/Rate
63.	2020 unused increment rate. Subtract the 2020 actual tax rate and the 2020 unused increment rate from the 2020 voter-approval tax rate. If the number is less than zero, enter zero.	\$ _____ / \$100
64.	2019 unused increment rate. Subtract the 2019 actual tax rate and the 2019 unused increment rate from the 2019 voter-approval tax rate. If the number is less than zero, enter zero. If the year is prior to 2020, enter zero.	\$ _____ / \$100
65.	2018 unused increment rate. Subtract the 2018 actual tax rate and the 2018 unused increment rate from the 2018 voter-approval tax rate. If the number is less than zero, enter zero. If the year is prior to 2020, enter zero.	\$ _____ / \$100
66.	2021 unused increment rate. Add Lines 63, 64 and 65.	\$ _____ / \$100
67.	2021 voter-approval tax rate, adjusted for unused increment rate. Add Line 66 to one of the following lines (as applicable): Line 49, Line D49 (disaster), Line 50 (counties), Line 58 (taxing units with the additional sales tax) or Line 62 (taxing units with pollution control).	\$ _____ / \$100

SECTION 6: De Minimis Rate

The de minimis rate is the rate equal to the sum of the no-new-revenue maintenance and operations rate, the rate that will raise \$500,000, and the current debt rate for a taxing unit.⁴⁴

This section should only be completed by a taxing unit that is a municipality of less than 30,000 or a taxing unit that does not meet the definition of a special taxing unit.⁴⁵

Line	De Minimis Rate Worksheet	Amount/Rate
68.	Adjusted 2021 NNR M&O tax rate. Enter the rate from Line 39 of the <i>Voter-Approval Tax Rate Worksheet</i>	\$ _____ / \$100
69.	2021 total taxable value. Enter the amount on Line 21 of the <i>No-New-Revenue Tax Rate Worksheet</i> .	\$ _____
70.	Rate necessary to impose \$500,000 in taxes. Divide \$500,000 by Line 69 and multiply by \$100.	\$ _____ / \$100
71.	2021 debt rate. Enter the rate from Line 48 of the <i>Voter-Approval Tax Rate Worksheet</i> .	\$ _____ / \$100
72.	De minimis rate. Add Lines 68, 70 and 71.	\$ _____ / \$100

SECTION 7: Voter-Approval Tax Rate Adjustment for Emergency Revenue Rate

In the tax year after the end of the disaster calculation time period detailed in Tax Code Section 26.042(a), a taxing unit that calculated its voter-approval tax rate in the manner provided for a special taxing unit due to a disaster must calculate its emergency revenue rate and reduce its voter-approval tax rate for that year.⁴⁶

Similarly, if a taxing unit adopted a tax rate that exceeded its voter-approval tax rate, calculated normally, without holding an election to respond to a disaster, as allowed by Tax Code Section 26.042(d), in the prior year, it must also reduce its voter-approval tax rate for the current tax year.⁴⁷

NOTE: This section will not apply to any taxing units in 2021. It is added to implement Senate Bill 1438 (87th Regular Session) and does not apply to a taxing unit that calculated its voter-approval tax rate in the manner provided for a special taxing unit due to a declared disaster in 2020, as provided for in the recently repealed Tax Code Sections 26.04(c-1) and 26.041(c-1).

In future tax years, this section will apply to a taxing unit other than a special taxing unit that:

- directed the designated officer or employee to calculate the voter-approval tax rate of the taxing unit in the manner provided for a special taxing unit in the prior year; and
- the current year is the first tax year in which the total taxable value of property taxable by the taxing unit as shown on the appraisal roll for the taxing unit submitted by the assessor for the taxing unit to the governing body exceeds the total taxable value of property taxable by the taxing unit on January 1 of the tax year in which the disaster occurred or the disaster occurred four years ago.

³⁹ Tex. Tax Code § 26.013(a)
⁴⁰ Tex. Tax Code § 26.013(c)
⁴¹ Tex. Tax Code §§ 26.0501(a) and (c)
⁴² Tex. Local Gov't Code § 120.007(d), effective Jan. 1, 2022
⁴³ Tex. Tax Code § 26.063(a)(1)
⁴⁴ Tex. Tax Code § 26.012(8-a)
⁴⁵ Tex. Tax Code § 26.063(a)(1)
⁴⁶ Tex. Tax Code § 26.042(b)
⁴⁷ Tex. Tax Code § 26.042(f)

In future tax years, this section will also apply to a taxing unit in a disaster area that adopted a tax rate greater than its voter-approval tax rate without holding an election in the prior year.

Note: This section does not apply if a taxing unit is continuing to calculate its voter-approval tax rate in the manner provided for a special taxing unit because it is still within the disaster calculation time period detailed in Tax Code Section 26.042(a) because it has not met the conditions in Tax Code Section 26.042(a)(1) or (2).

Line	Emergency Revenue Rate Worksheet	Amount/Rate
73.	2020 adopted tax rate. Enter the rate in Line 4 of the <i>No-New-Revenue Tax Rate Worksheet</i> .	\$ _____ /\$100
74.	Adjusted 2020 voter-approval tax rate. Use the taxing unit's Tax Rate Calculation Worksheets from the prior year(s) to complete this line. If a disaster occurred in 2020 and the taxing unit calculated its 2020 voter-approval tax rate using a multiplier of 1.08 on Disaster Line 41 (D41) of the 2020 worksheet due to a disaster, enter the 2020 voter-approval tax rate as calculated using a multiplier of 1.035 from Line 49. - or - If a disaster occurred prior to 2020 for which the taxing unit continued to calculate its voter-approval tax rate using a multiplier of 1.08 on Disaster Line 41 (D41) in 2020, complete the separate <i>Adjusted Voter-Approval Tax Rate for Taxing Units in Disaster Area Calculation Worksheet</i> to recalculate the voter-approval tax rate the taxing unit would have calculated in 2020 if it had generated revenue based on an adopted tax rate using a multiplier of 1.035 in the year(s) following the disaster. ⁴⁸ Enter the final adjusted 2020 voter-approval tax rate from the worksheet. - or - If the taxing unit adopted a tax rate above the 2020 voter-approval tax rate without calculating a disaster tax rate or holding an election due to a disaster, no recalculation is necessary. Enter the voter-approval tax rate from the prior year's worksheet.	\$ _____ /\$100
75.	Increase in 2020 tax rate due to disaster. Subtract Line 74 from Line 73.	\$ _____ /\$100
76.	Adjusted 2020 taxable value. Enter the amount in Line 14 of the <i>No-New-Revenue Tax Rate Worksheet</i> .	\$ _____
77.	Emergency revenue. Multiply Line 75 by Line 76 and divide by \$100.	\$ _____
78.	Adjusted 2021 taxable value. Enter the amount in Line 25 of the <i>No-New-Revenue Tax Rate Worksheet</i> .	\$ _____
79.	Emergency revenue rate. Divide Line 77 by Line 78 and multiply by \$100. ⁴⁹	\$ _____ /\$100
80.	2021 voter-approval tax rate, adjusted for emergency revenue. Subtract Line 79 from one of the following lines (as applicable): Line 49, Line D49 (disaster), Line 50 (counties), Line 58 (taxing units with the additional sales tax), Line 62 (taxing units with pollution control) or Line 67 (taxing units with the unused increment rate).	\$ _____ /\$100

SECTION 8: Total Tax Rate

Indicate the applicable total tax rates as calculated above.

No-new-revenue tax rate. \$ 0.202353 /\$100
 As applicable, enter the 2021 NNR tax rate from: Line 26, Line 27 (counties), or Line 56 (adjusted for sales tax).
 Indicate the line number used: 26

Voter-approval tax rate. \$ 0.209996 /\$100
 As applicable, enter the 2021 voter-approval tax rate from: Line 49, Line D49 (disaster), Line 50 (counties), Line 58 (adjusted for sales tax), Line 62 (adjusted for pollution control), Line 67 (adjusted for unused increment), or Line 80 (adjusted for emergency revenue).
 Indicate the line number used: 49

De minimis rate. \$ _____ /\$100
 If applicable, enter the 2021 de minimis rate from Line 72.

SECTION 9: Taxing Unit Representative Name and Signature

Enter the name of the person preparing the tax rate as authorized by the governing body of the taxing unit. By signing below, you certify that you are the designated officer or employee of the taxing unit and have accurately calculated the tax rates using values that are the same as the values shown in the taxing unit's certified appraisal roll or certified estimate of taxable value, in accordance with requirements in Tax Code. ⁵⁰

print here ▶ Lucy Valero
 Printed Name of Taxing Unit Representative

sign here ▶ Lucy Valero
 Taxing Unit Representative

8-10-21
 Date

⁴⁸ Tex. Tax Code §26.042(c)
⁴⁹ Tex. Tax Code §26.042(b)
⁵⁰ Tex. Tax Code §§ 26.04(c-2) and (d-2)

**DAWSON COUNTY, TEXAS
ADOPTED BUDGET**

THIS BUDGET WILL RAISE LESS REVENUE FROM PROPERTY TAXES THAN LAST YEAR'S BUDGET BY AN AMOUNT OF \$117,981,110.00, WHICH IS A 14.87 PERCENT DECREASE FROM LAST YEAR'S BUDGET. THE PROPERTY TAX REVENUE TO BE RAISED FROM NEW PROPERTY ADDED TO THE TAX ROLL IS \$675,214,470.00: therefore,

- (1) The record vote of each member of the commissioner's court by name voting on the adoption of the budget.

County Judge Foy O'Brien	Yea <input checked="" type="checkbox"/>		Nay <input type="checkbox"/>
Comm. Mark Shofner	Yea <input checked="" type="checkbox"/>		Nay <input type="checkbox"/>
Comm. Martha Hernandez	Yea <input checked="" type="checkbox"/>		Nay <input type="checkbox"/>
Comm. Nicky Goode	Yea <input checked="" type="checkbox"/>		Nay <input type="checkbox"/>
Comm. Russell Cox	Yea <input checked="" type="checkbox"/>		Nay <input type="checkbox"/>

	<u>FY 2021</u>	<u>FY2022</u>
Property Tax Rate:	.970920	.970920
No-New-Revenue Tax Rate:	.967701	1.130589
No-New-Revenue Maintenance and Operations Tax Rate:	.794501	.928236
Voter-Approval Tax Rate:	1.006118	1.037333
The Debt Rate:	.000000	.000000
Debt Obligations:	.000000	.000000

Jan 1, 2021/FY2022 Estimated Values	***Jan 1, 2021/FY2022 Values	Valuation Change	Percentage of change	
\$638,885,702.00	\$675,214,470.00	(\$117,981,110.00)	-14.87%	
<u>Certified Estimates as of 4/30/2021</u>	FY 2020/2021 Cert Act Values			
\$638,885,702.00	\$793,195,580.00			
\$100.00				
\$6,388,857.02				
		96% anticipated collection rate		
FY 2021 General Fund Tax Revenue Breakdown	Individual TR	Budgeted	Tax Revenue Required	GF Rev Bkdwn
Gen Fund	\$ 0.753956	\$ 4,887,187.20	\$ 5,090,820.00	94.582158%
R&B	\$ 0.043188	\$ 279,947.52	\$ 291,612.00	5.417842%
2022 Total General fund tax rate breakdown (.80 cents max)	\$ 0.797144	\$ 5,167,134.72	\$ 5,382,432.00	82.101924%
FY 2021 FC/LR Tax Revenue Breakdown		Budgeted	Tax Revenue Required	FC/LR Rev Bkdwn
2022 Total Pct FC/LR tax rate breakdown (.30 cents max)	\$ 0.173776	\$ 1,126,426.56	\$ 1,173,361.00	17.898076%
	TOTAL TR	Tax Revenue Required	Tax Revenue Required	100.000000%
FY2022 required tax rate to fund the budget/uncollectible fully	\$ 0.970920	\$ 6,293,561.28	\$ 6,555,793.00	
Change from last years tax rate	\$0.000000			
FY 22 Proposed Tax Rate	\$0.970920			
FY 21 Tax Rate	\$0.970920	Above No New Revenue	\$ 0.003219	\$0.967701
FY 20 Tax Rate	\$0.856621	Above No New Revenue	\$ 0.116744	\$ 0.739877
FY 19 Tax Rate	\$0.856621	Below No New Revenue	\$ (0.003262)	\$ 0.859883
FY 18 Tax Rate	\$0.890896	Above No New Revenue	\$ 0.079530	\$ 0.811366
FY 17 Tax Rate	\$0.840000	Below No New Revenue	\$ (0.011688)	\$ 0.851688
FY 16 Tax Rate	\$0.550000	Below No New Revenue	\$ (0.008891)	\$ 0.558891
FY 15 Tax Rate	\$0.494101	Below No New Revenue	\$ (0.017830)	\$ 0.511931
FY 14 Tax Rate	\$0.525828	Act Eff.		
FY 13 Tax Rate	\$0.509529	Act Eff.		
FY 12 Tax Rate	\$0.553937	Act Eff.		
FY 11 Tax Rate	\$0.566570	Act Eff.		
FY 10 Tax Rate	\$0.608316	Below No New Revenue		
FY 09 Tax Rate	\$0.550000			
FY 08 Tax Rate	\$0.637561			
FY 07 Tax Rate	\$0.608800			

Terminology changes:
Effective Tax Rate → No-New-Revenue Tax Rate
Effective Maintenance and Operations Tax Rate → No-New-Revenue Maintenance and Operation Tax Rate
Rollback Tax Rate → Voter-Approval Tax Rate

Notes:
April 30, 2021 estimated values \$ 638,885,702.00
April 30, 2020 estimated values \$750,820,734.00
July 23, 2020 certified values \$793,195,580.00
2020 / 2021 certified increased by 5.64% from the estimated \$42,374,846.00

Both the Dawson County Treasurer's Office and the Dawson County Auditor's Office have reviewed and agreed upon both the personnel, positions, and the amounts indicated on this Payroll spreadsheet.

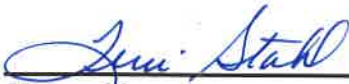
The payroll lists include every employee and every piece of pay for that employee as authorized by the Dawson County Commissioners Court. This change in format allows all to have a really clear picture of what each and every Dawson County Official/Employee is entitled to be paid.

As importantly, it indicates all of the authorized positions approved by the Dawson County Commissioners Court, including the dollar amounts authorized for part time positions.


Further, this spreadsheet deals with the rounding issues caused by 26 pay periods by clearly identifying what each individual is to be paid per pay period. .

In addition, the cell phone allowances and the CDL allowances are paid only once monthly and those amounts are broken down accordingly.

Signed and agreed upon this date August 24, 2021.



Honorable Terri Stahl
Dawson County Treasurer



Lucy Valero
Dawson County Auditor

FY2022 Holidays

Monday	October 11, 2021	Columbus Day
Wed/Thurs/Fri.	Nov. 24, 25, 26, 2021	Thanksgiving
Wed/Thurs/Fri.	Dec. 22, 23, 24, , 2021	Christmas
Monday	January 3, 2022	New Year's
Monday	February 21, 2022	President's Day
Friday	April 15, 2022	Good Friday
Monday	May 30, 2022	Memorial Day
Monday	July 4, 2022	Independence Day
Monday	September 5, 2022	Labor Day

Dawson County Commissioners' 2022 Regular Meeting Schedule

Day	Date	Time	Comments	Payroll Dates
Tuesday	5-Oct-21	4:00 PM		6-Oct-21
Tuesday	19-Oct-21	4:00 PM		20-Oct-21
Tuesday	2-Nov-21	4:00 PM		3-Nov-21
Tuesday	16-Nov-21	4:00 PM		17-Nov-21
Tuesday	30-Nov-21	4:00 PM		1-Dec-21
Tuesday	14-Dec-21	4:00 PM		15-Dec-21
Tuesday	28-Dec-21	4:00 PM		29-Dec-21
Tuesday	11-Jan-22	4:00 PM		12-Jan-22
Tuesday	25-Jan-22	4:00 PM		26-Jan-22
Tuesday	8-Feb-22	4:00 PM		9-Feb-22
Tuesday	22-Feb-22	4:00 PM		23-Feb-22
Tuesday	8-Mar-22	4:00 PM		9-Mar-22
Tuesday	22-Mar-22	4:00 PM		23-Mar-22
Tuesday	5-Apr-22	4:00 PM		6-Apr-22
Tuesday	19-Apr-22	4:00 PM		20-Apr-22
Tuesday	3-May-22	4:00 PM		4-May-22
Tuesday	17-May-22	4:00 PM		18-May-22
Tuesday	31-May-22	4:00 PM		1-Jun-22
Tuesday	14-Jun-22	4:00 PM		15-Jun-22
Tuesday	28-Jun-22	4:00 PM		29-Jun-22
Tuesday	5-Jul-22	4:00 PM	*No Accounts Payable or Payroll*	
Tuesday	12-Jul-22	4:00 PM		13-Jul-22
Tuesday	19-Jul-22	4:00 PM	*No Accounts Payable or Payroll*	
Tuesday	26-Jul-22	4:00 PM		27-Jul-22
Tuesday	2-Aug-22	4:00 PM	*No Accounts Payable or Payroll*	
Tuesday	9-Aug-22	4:00 PM		10-Aug-22
Tuesday	16-Aug-22	4:00 PM	*No Accounts Payable or Payroll*	
Tuesday	23-Aug-22	4:00 PM		24-Aug-22
Tuesday	30-Aug-22	4:00 PM	*No Accounts Payable or Payroll*	
Tuesday	6-Sep-22	4:00 PM		7-Sep-22
Tuesday	13-Sep-22	4:00 PM	*No Accounts Payable or Payroll*	
Tuesday	20-Sep-22	4:00 PM		21-Sep-22
Tuesday	27-Sep-22	4:00 PM	*No Accounts Payable or Payroll*	

Public Hearings require 20 days published notice in local newspaper to meet deadlines.

Public Hearings need to be published on the Dawson County website.

The Texas 2020 Open Meetings Handbook: Section 551.043(a) states the general time requirement as follows: The notice of a meeting of a governmental body must be posted in a place readily accessible to the general public at all times for at least 72 hours before the scheduled time of the meeting.

October 1, 2021 to September 30, 2022

(7 PP Oct.-Dec., 19 PP Jan.-Sept.)

Anyone who started between Oct. 2016 and Sept. 2017 will be getting longevity for the first time in FY22

TOTAL PER YEAR NOT TO EXCEED \$3,640.00

#	Employee	Hire Date	Started FY2021 @	Oct. 21	Oct. 21	Nov. 21	Nov. 21	Dec. 21	Dec. 21	Dec. 21	Jan. 22	Jan. 22	Feb. 22	Feb. 22	Mar. 22	Mar. 22	Apr. 22	Apr. 22	May 22	May 22	Jun. 22	Jun. 22	Jun. 22	Jul. 22	Jul. 22	Aug. 22	Aug. 22	Sept. 22	Sept. 22	Total	Dept.
1	Rosa Olvera	10/1/2001	133	140	140	140	140	140	140	140	140	140	140	140	140	140	140	140	140	140	140	140	140	140	140	140	140	140	\$ 3,640.00	Dist. Judge	
2	Sonia Gibson	10/1/2003	119	126	126	126	126	126	126	126	126	126	126	126	126	126	126	126	126	126	126	126	126	126	126	126	126	126	\$ 3,276.00	Co. Atty	
3	Clare Christy*	10/1/2009	77	84	84	84	84	84	84	84	84	84	84	84	84	84	84	84	84	84	84	84	84	84	84	84	84	84	\$ 2,184.00	Co. Clerk	
4	Tammy Burton	10/26/2009	77	84	84	84	84	84	84	84	84	84	84	84	84	84	84	84	84	84	84	84	84	84	84	84	84	84	\$ 2,184.00	Jail	
5	Marsha Ferrell	10/7/2013	49	56	56	56	56	56	56	56	56	56	56	56	56	56	56	56	56	56	56	56	56	56	56	56	56	56	\$ 1,456.00	Sheriff	
6	Melissa Culp	10/28/2013	49	56	56	56	56	56	56	56	56	56	56	56	56	56	56	56	56	56	56	56	56	56	56	56	56	56	\$ 1,456.00	Library	
7	Rudy Sauseda	11/23/1992	140	140	140	140	140	140	140	140	140	140	140	140	140	140	140	140	140	140	140	140	140	140	140	140	140	140	\$ 3,640.00	R&B	
8	Tabrina Tijerina	11/5/2013	42	49	49	49	56	56	56	56	56	56	56	56	56	56	56	56	56	56	56	56	56	56	56	56	56	56	\$ 1,442.00	Library	
9	Henry Conde	12/2/2014	35	42	42	42	42	49	49	49	49	49	49	49	49	49	49	49	49	49	49	49	49	49	49	49	49	49	\$ 1,246.00	Cust.	
10	Ashley Barron	12/5/2016	0	0	0	0	0	35	35	35	35	35	35	35	35	35	35	35	35	35	35	35	35	35	35	35	35	35	\$ 770.00	Co. Clerk	
11	Joe Sauseda	1/1/1989	140	140	140	140	140	140	140	140	140	140	140	140	140	140	140	140	140	140	140	140	140	140	140	140	140	140	\$ 3,640.00	Cemetery	
12	Virginia Rios Ortiz	1/12/1998	140	140	140	140	140	140	140	140	140	140	140	140	140	140	140	140	140	140	140	140	140	140	140	140	140	140	\$ 3,640.00	Sheriff	
13	Robby Smith	1/1/1999	140	140	140	140	140	140	140	140	140	140	140	140	140	140	140	140	140	140	140	140	140	140	140	140	140	140	\$ 3,640.00	Cust.	
14	Matt Hoge*	1/1/2001	133	140	140	140	140	140	140	140	140	140	140	140	140	140	140	140	140	140	140	140	140	140	140	140	140	140	\$ 3,640.00	Sheriff	
15	Foy O'Brien*	1/1/2003	119	126	126	126	126	126	126	126	133	133	133	133	133	133	133	133	133	133	133	133	133	133	133	133	133	133	\$ 3,409.00	Co. Judge	
16	George Boschman	1/7/2003	119	126	126	126	126	126	126	126	133	133	133	133	133	133	133	133	133	133	133	133	133	133	133	133	133	133	\$ 3,409.00	R&B	
17	Vanessa Medina	1/1/2007	91	98	98	98	98	98	98	105	105	105	105	105	105	105	105	105	105	105	105	105	105	105	105	105	105	105	\$ 2,681.00	Co. Judge	
18	Nicky Goode*	1/1/2009	77	84	84	84	84	84	84	91	91	91	91	91	91	91	91	91	91	91	91	91	91	91	91	91	91	91	\$ 2,317.00	Pct. 3	
19	Cheryl Miller	1/18/2011	63	70	70	70	70	70	70	77	77	77	77	77	77	77	77	77	77	77	77	77	77	77	77	77	77	77	\$ 1,953.00	Tax A/C	
20	Jon Key	1/1/2013	49	56	56	56	56	56	56	63	63	63	63	63	63	63	63	63	63	63	63	63	63	63	63	63	63	63	\$ 1,589.00	Dist. Judge	
21	Kendrick Conde	1/4/2016	0	35	35	35	35	35	35	42	42	42	42	42	42	42	42	42	42	42	42	42	42	42	42	42	42	42	\$ 1,043.00	Dist. Clerk	
22	Jana Furlow	2/26/1992	140	140	140	140	140	140	140	140	140	140	140	140	140	140	140	140	140	140	140	140	140	140	140	140	140	140	\$ 3,640.00	Dist. Judge	
23	Fernando Vidal	2/1/1994	140	140	140	140	140	140	140	140	140	140	140	140	140	140	140	140	140	140	140	140	140	140	140	140	140	140	\$ 3,640.00	R&B	
24	Terri Stahl	2/27/2017	0	0	0	0	0	0	0	0	35	35	35	35	35	35	35	35	35	35	35	35	35	35	35	35	35	35	\$ 595.00	Treasurer	
25	Ramon Hernandez	3/20/1995	140	140	140	140	140	140	140	140	140	140	140	140	140	140	140	140	140	140	140	140	140	140	140	140	140	140	\$ 3,640.00	R&B	
26	Johanny Sauseda	3/10/1997	140	140	140	140	140	140	140	140	140	140	140	140	140	140	140	140	140	140	140	140	140	140	140	140	140	140	\$ 3,640.00	Jail	
27	Robyn Shofner	3/3/2014	42	49	49	49	49	49	49	49	49	49	49	56	56	56	56	56	56	56	56	56	56	56	56	56	56	56	\$ 1,379.00	Dist. Judge	
28	Ruben Salinas	4/8/1996	140	140	140	140	140	140	140	140	140	140	140	140	140	140	140	140	140	140	140	140	140	140	140	140	140	140	\$ 3,640.00	R&B	
29	Joe Ogeda	4/21/1997	140	140	140	140	140	140	140	140	140	140	140	140	140	140	140	140	140	140	140	140	140	140	140	140	140	140	\$ 3,640.00	R&B	
30	Jose Barrientos	4/1/2013	49	56	56	56	56	56	56	56	56	56	56	56	56	63	63	63	63	63	63	63	63	63	63	63	63	63	\$ 1,547.00	Jail	
31	Russell Cox*	5/24/2013	49	56	56	56	56	56	56	56	56	56	56	56	56	56	56	56	56	56	56	56	56	56	56	56	56	56	\$ 1,533.00	Pct. 4	
32	Steve Payson*	6/1/1985	140	140	140	140	140	140	140	140	140	140	140	140	140	140	140	140	140	140	140	140	140	140	140	140	140	140	\$ 3,640.00	Co. Atty	
33	Frankie Sauseda	7/8/1991	140	140	140	140	140	140	140	140	140	140	140	140	140	140	140	140	140	140	140	140	140	140	140	140	140	140	\$ 3,640.00	R&B	
34	Juan Castillo	7/22/2003	119	126	126	126	126	126	126	126	126	126	126	126	126	126	126	126	126	126	126	126	126	126	126	126	126	126	\$ 3,136.00	Co. Atty	
35	Monica Ybarra	7/1/2004	112	119	119	119	119	119	119	119	119	119	119	119	119	119	119	119	119	119	119	119	119	119	119	119	119	119	\$ 3,318.00	Jail	
36	Jesus (Chewy) Moreno	7/18/2011	63	70	70	70	70	70	70	70	70	70	70	70	70	70	70	70	70	70	70	70	70	70	70	70	70	70	\$ 1,862.00	R&B	
37	Rudy Sauseda, Jr.	7/25/2016	0	35	35	35	35	35	35	35	35	35	35	35	35	35	35	35	35	35	35	35	35	35	35	42	42	42	\$ 952.00	Sheriff	
38	Fabian Vidal	7/17/2017	0	0	0	0	0	0	0	0	0	0	0	0	0	0	0	0	0	0	0	0	0	0	35	35	35	35	\$ 210.00	R&B	
39	Mary Ogeda	8/12/1996	140	140	140	140	140	140	140	140	140	140	140	140	140	140	140	140	140	140	140	140	140	140	140	140	140	140	\$ 3,640.00	JPO	
40	Delia Rodriguez	8/29/2016	0	35	35	35	35	35	35	35	35	35	35	35	35	35	35	35	35	35	35	35	35	35	35	42	42	42	\$ 938.00	Library	
41	Oscar Gonzales	8/28/2017	0	0	0	0	0	0	0	0	0	0	0	0	0	0	0	0	0	0	0	0	0	0	0	35	35	35	\$ 140.00	Cemetery	
42																													\$ 100,625.00	Total	
43	Trey Hill	8/21/2019	0	0	0	0	0	0	0	0	0	0	0	0	0	0	0	0	0	0	0	0	0	0	0	0	0	0	\$ 5,000.00	Dist. Atty	
44																													\$ 105,625.00	Total	

Add new employees that qualify:
5 years of service to qualify for longevity.
Start @ \$35 /PP Increases by \$182.00 (\$7 /PP) per year for each eligible employee not yet at max.

No longevity for Dist. Atty, Co. Agent, Home Economist, Dist. Judge, or JPO.
Longevity for Asst. Dist. Atty is reimbursed by the State quarterly.

Maximum of \$140 /PP (\$3,640 /year)
Eligible Employee will max to \$3,640 after twenty (20) Years of Service.

December 2021 & June 2022 are three (3) payroll months.
* Designates an elected official.
^ Designates an appointed official.

verified w/ Treasurer x:xx x/x/xx

Dawson County Monthly Cell Phone Allowances FY2022

Cell Phone Policy was adopted July 25, 2005 by Dawson County Commissioners Court.

#	Name	Monthly Amount	Yearly Total	Department
1	Christy, Clare	\$ 40.00	\$ 480.00	010-1120-0220 County Clerk
2	Duyck, Larry	\$ 40.00	\$ 480.00	010-1141-0220 Justice of Peace
3	Stahl, Terri	\$ 65.00	\$ 780.00	010-2210-0220 Treasurer
4	Roschetzky, Gary	\$ 40.00	\$ 480.00	010-5500-0220 County Agent
5	Singleton, Nicole	\$ 40.00	\$ 480.00	010-5500-0220 County Agent
6	Hernandez, Ramon	\$ 20.00	\$ 240.00	060-0000-0220 R&B Precinct
7	Sauseda, Frankie	\$ 20.00	\$ 240.00	060-0000-0220 R&B Precinct
8	Salinas, Ruben	\$ 20.00	\$ 240.00	060-0000-0220 R&B Precinct
9	Boschman, George	\$ 20.00	\$ 240.00	060-0000-0220 R&B Precinct
10	Moreno, Jesus (Chewy)	\$ 20.00	\$ 240.00	060-0000-0220 R&B Precinct
11	Ramirez, Albert	\$ 20.00	\$ 240.00	060-0000-0220 R&B Precinct
12	Floyd, Billy	\$ 20.00	\$ 240.00	060-0000-0220 R&B Precinct
13	Martin, Ed	\$ 20.00	\$ 240.00	060-0000-0220 R&B Precinct
14	Gass, Stanley	\$ 100.00	\$ 1,200.00	065-0002-0220 Road Supervisor
15	Sauseda, Joe	\$ 65.00	\$ 780.00	118-8760-0220 Cemetery
15	Positions	\$ 550.00	\$ 6,600.00	FY2022 Budgeted Cell Phone Allowances

DAWSON COUNTY SHERIFF'S OFFICE
CERTIFICATE INCENTIVE PAY SCALE

CERTIFICATE PAY SCALE FOR DEPUTIES:

BASIC CERTIFICATE	\$0
INTERMEDIATE CERTIFICATE	\$46.15 PER PAY PERIOD/\$1200.00 PER YEAR
ADVANCED CERTIFICATE	\$69.23 PER PAY PERIOD/\$1800.00 PER YEAR
MASTER CERTIFICATE	\$92.31 PER PAY PERIOD/\$2400.00 PER YEAR
INTOXILYZER OPERATOR	\$23.08 PER PAY PERIOD/ \$600.00 PER YEAR

AS AN OFFICER ADVANCES TO THE NEXT LEVEL, HE/SHE WILL LOSE THE COMPENSATION FOR THE PREVIOUS LEVEL. AS OF JUNE 1,2021 THE FOLLOWING OFFICERS HAVE THESE CERTIFICATES:

CHIEF DEPUTY RUDY SAUSEDA	ADVANCED PEACE OFFICER
CAPTAIN SANTIAGO SALAZAR	MASTER PEACE OFFICER
LT. VIRGINIA ORTIZ	INTERMEDIATE PEACE OFFICER
DEPUTY JADEN HUSE	BASIC PEACE OFFICER
DEPUTY STERLING BURLESON	MASTER PEACE OFFICER
DEPUTY DOMINIC CERDA	ADVANCED PEACE OFFICER
DEPUTY CORBIN SAENZ	BASIC PEACE OFFICER
DEPUTY TOMMY FLORES	MASTER PEACE OFFICER

THE FOLLOWING OFFICERS HAVE INTOXILYZER CERTIFICATION AND WILL BE COMPENSATED AT THE RATE LISTED ABOVE:

LT. VIRGINIA ORTIZ	CHIEF DEPUTY RUDY SAUSEDA, JR.
DOMINIC CERDA	CORBIN SAENZ

CERTIFICATE PAY FOR JAILERS:

BASIC CERTIFICATE	\$0
INTERMEDIATE JAILER	\$46.15 PER PAY PERIOD/\$1200.00 PER YEAR
ADVANCED JAILER	\$69.23 PER PAY PERIOD/\$1800.00 PER YEAR
MASTER JAILER	\$92.31 PER PAY PERIOD/\$2400.00 PER YEAR

AS OF JUNE 01, 2021 THE FOLLOWING JAILERS HOLD AN INTERMEDIATE CERTIFICATE:

LT. TAMMY BURTON

ALL OTHER JAILERS HOLD BASIC CERTIFICATES.

DAWSON COUNTY SHERIFF'S OFFICE

SUPERVISOR PAY SCALE

CHIEF DEPUTY-	\$300.00 PER MONTH	\$138.46 PER PAY PERIOD
CAPTAIN-	\$250.00 PER MONTH	\$115.38 PER PAY PERIOD
JAIL ADMINISTRATOR-	\$250.00 PER MONTH	\$115.38 PER PAY PERIOD
ASST. JAIL ADMINISTRATOR	\$200.00 PER MONTH	\$ 92.31 PER PAY PERIOD
LIEUTENANT-	\$100.00 PER MONTH	\$ 46.15 PER PAY PERIOD

AS OF 06-01-2021, THE FOLLOWING ARE SUPERVISORS AT THE DAWSON COUNTY SHERIFF'S OFFICE/JAIL

SHERIFF'S OFFICE

CHIEF DEPUTY RUDY SAUSEDA, JR

CAPTAIN SANTIAGO SALAZAR

LT. VIRGINIA ORTIZ (SENIOR DEPUTY)

LT. STERLING BURLESON(INVESTIGATOR)

JAIL

JAIL ADMINISTRATOR JOHNNY SAUSEDA

ASST. JAIL ADMINISTRATOR JUAN CASTILLO

Dawson County Monthly CDL Stipend FY2022

CDL Stipend was adopted August 28, 2018 by Dawson County Commissioners Court.

#	Name	Monthly Amount	Yearly Total	Department
1	Hernandez, Ramon	\$ 50.00	\$ 600.00	060-5-0000-0244
2	Sauseda, Frankie	\$ 50.00	\$ 600.00	060-5-0000-0244
3	Sauseda, Rudy	\$ 50.00	\$ 600.00	060-5-0000-0244
4	Ogeda, Joe	\$ 50.00	\$ 600.00	060-5-0000-0244
5	Gutierrez, Ruben	\$ 50.00	\$ 600.00	060-5-0000-0244
6	Martin, Ed	\$ 50.00	\$ 600.00	060-5-0000-0244
6	Positions	\$ 300.00	\$ 3,600.00	FY2021 Total CDL Stipends
Commissioners Court adopted a \$6,000.00 yearly budget, plus the fringe benefits for the CDL Stipend.				
10	Positions	\$ 600.00	\$ 6,000.00	FY2022 Budgeted CDL Stipends

General Fund 010 - Judicial		26		
FY 2021-2022 Payroll	Month & Year Started	FY2022 Salary Per Pay Period	Annual Pay Break Down By Category	
County Judge (1100)				
Foy O'Brien - County Judge	Jan-03	\$ 1,741.02	\$45,266.56	
Longevity	7	\$ 126.00	\$ 882.00	
	19	\$ 133.00	\$ 2,527.00	
Yearly In County Mileage		\$ 276.92	\$ 7,200.00	
Juvenile Judge		\$ 182.69	\$ 4,750.00	
County Judge State Supplement		\$ 969.23	\$ 25,200.00	
Vanessa Medina - Court Coord.	Jan-07	\$ 1,245.05	\$ 32,371.17	
Longevity	7	\$ 98.00	\$ 686.00	
	19	\$ 105.00	\$ 1,995.00	
Extra Help			\$ 3,975.00	
Dept. Total (1100)			\$ 124,852.73	
County Attorney (1110)				
Steve Payson - County Attorney	Jun-85	\$ 1,920.50	\$ 49,933.04	
Longevity	26	\$ 140.00	\$ 3,640.00	
Yearly In County Mileage		\$ 92.31	\$ 2,400.00	
State Supplement		\$ 1,076.92	\$ 28,000.00	
Sonia Gibson - Secretary	Oct-03	\$ 1,245.05	\$ 32,371.17	
Longevity	26	\$ 126.00	\$ 3,276.00	
Supplemental Salary - Fund 041*		\$ 67.85	\$ 1,764.00	
Supplemental Salary - Fund 042		\$ 55.77	\$ 1,450.00	
Monica Ybarra - Secretary	Jul-04	\$ 1,161.43	\$ 30,197.30	
Longevity	20	\$ 119.00	\$ 2,380.00	
	6	\$ 126.00	\$ 756.00	
State Supplement - Fund 042		\$ 67.85	\$ 1,764.00	
Dept. Total (1110)			\$ 157,931.51	
<p>The supplemental salaries are contingent upon the County Attorney providing a comparable amount to the County from the "Hot Check Account 040" and "County Attorney Forfeiture Account 041". At this time these two supplements with benefits total \$4036.03</p> <p>*The supplemental salary for Sonia Gibson is paid out of Fund 010 and reimbursed quarterly by Fund 041*</p>				

General Fund 010 - Judicial		25	
FY 2021-2022 Payroll	Month & Year Started	FY2021 Salary Per Pay Period	Annual Pay Break Down By Category
County Clerk (1120)			
Clare Christy - County Clerk	Oct-09	\$ 1,741.02	\$45,266.56
Longevity	26	\$ 84.00	\$ 2,184.00
Yearly In County Mileage		\$ 92.31	\$ 2,400.00
Yearly Cell Phone Allowance		\$ 40.00	\$ 480.00
Brittany Contreras - 1st Deputy	Feb-19	\$ 1,245.05	\$ 32,371.17
Yearly In County Mileage		\$ 46.15	\$ 1,200.00
RMF Supplemental Salary		\$ 57.33	\$ 1,490.58
Cindy Martinez - 2nd Deputy	Feb-21	\$ 1,161.43	\$ 30,197.30
Yearly In County Mileage		\$ 26.92	\$ 700.00
RMF Supplemental Salary		\$ 57.33	\$ 1,490.58
Annissa Gonzales - 3rd Deputy	Jul-21	\$ 1,077.89	\$ 28,025.06
Yearly In County Mileage		\$ 26.92	\$ 700.00
RMF Supplemental Salary		\$ 57.33	\$ 1,490.58
Extra Help			\$ 4,000.00
Dept. Total (1120)			\$ 151,995.83
RMF Supplemental Salary is paid out of 010-5-1120-0110.			
District Clerk (1130)			
Adreana Gonzalez - Dist. Clerk	Oct-19	\$ 1,741.02	\$45,266.56
Yearly In County Mileage		\$ 92.31	\$ 2,400.00
Yearly Cell Phone Allowance		\$ 40.00	\$ 480.00
Kendrick Conde - 1st Deputy	Jan-16	\$ 1,245.05	\$ 32,371.17
Longevity	7	\$ 35.00	\$ 245.00
	19	\$ 42.00	\$ 798.00
Yearly In County Mileage		\$ 30.00	\$ 780.00
Teresa Uresti - 2nd Deputy	Nov-19	\$ 1,161.43	\$ 30,197.30
Yearly In County Mileage		\$ 30.00	\$ 780.00
Alexis Cardoza - 3rd Deputy	Nov-19	\$ 1,077.89	\$ 28,025.06
Yearly In County Mileage		\$ 30.00	\$ 780.00
Extra Help			\$ 1,159.00
Dept. Total (1130)			\$ 143,282.09
Justice of Peace (1141)			
Larry Duyck - Justice of Peace	Jan-19	\$ 1,741.02	\$45,266.56
Yearly In County Mileage		\$ 92.31	\$ 2,400.00
Yearly Cell Phone Allowance		\$ 40.00	\$ 480.00
Rebecca Aguilar - 1st Deputy	Mar-18	\$ 1,245.05	\$ 32,371.17
Yearly In County Mileage		\$ 38.46	\$ 1,000.00
Gwen Hughes - 2nd Deputy	Aug-18	\$ 1,161.43	\$ 30,197.30
Lataylor Woods - 3rd Deputy	Feb-19	\$ 1,077.89	\$ 28,025.06
Extra Help - Annalisa Lopez \$13.49/hour			\$ 14,022.01

Dept. Total (1141)		\$ 153,762.10	
General Fund 010 - Financial		25	
FY 2021-2022 Payroll	Month & Year Started	FY2021 Salary Per Pay Period	Annual Pay Break Down By Category
County Auditor (2200)			
Lucy Valero - County Auditor	Oct-20	\$ 1,741.02	\$45,266.56
Yearly In County Mileage		\$ 92.31	\$ 2,400.00
Yearly Cell Phone Allowance		\$ 40.00	\$ 480.00
Vacant - 1st Assist.		\$ 1,245.05	\$ 32,371.17
Yearly In County Mileage		\$ 38.46	\$ 1,000.00
Yearly Cell Phone Allowance		\$ 40.00	\$ 480.00
Erica Solis - 2nd Assist.	Nov-20	\$ 1,161.43	\$ 30,197.30
Yearly In County Mileage		\$ 38.46	\$ 1,000.00
Yearly Cell Phone Allowance		\$ 40.00	\$ 480.00
Vacant - 3rd Assist.		\$ 1,077.89	\$ 28,025.06
Yearly In County Mileage		\$ 38.46	\$ 1,000.00
Extra Help			\$ 5.00
Dept. Total (2200)		\$ 142,705.09	
County Treasurer (2210)			
Terri Stahl - County Treasurer	Feb-17	\$ 1,741.02	\$45,266.56
Longevity	17	\$ 35.00	\$ 595.00
Yearly In County Mileage		\$ 92.31	\$ 2,400.00
Yearly Cell Phone Allowance		\$ 65.00	\$ 780.00
Cemetery Stipend		\$ 384.62	\$ 10,000.00
APO Supp. Sal.		\$ 344.83	\$ 1,379.30
JPO Supp. Sal. - Reinstated 8/30/10		\$ 108.00	\$ 2,808.00
Bridget Vidaurre - 1st Deputy	Nov-19	\$ 1,245.05	\$ 32,371.17
APO Supp. Sal.		\$ 179.76	\$ 719.04
JPO Supp. Sal. - Reinstated 8/30/10		\$ 54.00	\$ 1,404.00
Yearly In County Mileage		\$ 92.31	\$ 2,400.00
Extra Help - Annalisa Lopez \$13.49/hour			\$ 15,450.00
Dept. Total (2210)		\$ 115,573.07	
County Tax Collector (2220)			
Cheryl Miller - Tax A/C	Jan-11	\$ 1,769.86	\$ 46,016.35
Longevity	7	\$ 70.00	\$ 490.00
	19	\$ 77.00	\$ 1,463.00
Yearly In County Mileage		\$ 92.31	\$ 2,400.00
Yvonne Moreno- 1st Deputy	Apr-21	\$ 1,245.05	\$ 32,371.17
Irene Salazar - 2nd Deputy	Jul-21	\$ 1,161.43	\$ 30,197.30
Dept. Total (2220)		\$ 112,937.82	

General Fund 010 - Law Enforcement & Corrections		25	
FY 2021-2022 Payroll	Month & Year Started	FY2021 Salary Per Pay Period	Annual Pay Break Down By Category
Sheriff (3300)			
Matt Hogg - Sheriff	Jan-01	\$ 2,318.52	\$ 60,281.64
Longevity	26	\$ 140.00	\$ 3,640.00
			\$ -
Rudolfo Sauseda Jr. - Chief Deputy	Jul-16	\$ 1,976.84	\$ 51,397.80
Longevity	20	\$ 35.00	\$ 700.00
	6	\$ 42.00	\$ 252.00
Supervisory Pay Scale		\$ 138.46	\$ 3,600.00
Advanced Peace Officer		\$ 69.23	\$ 1,800.00
Intoxilizer Certificate		\$ 23.08	\$ 600.00
Santiago Salazar - Captain	Mar-18	\$ 1,935.08	\$ 50,312.12
Supervisory Pay Scale		\$ 115.38	\$ 3,000.00
Master Peace Officer		\$ 92.31	\$ 2,400.00
Virginia Rios Ortiz - K9			
Deputy/Lieutenant	Jan-98	\$ 1,935.08	\$ 50,312.12
Longevity	26	\$ 140.00	\$ 3,640.00
Supervisory Pay Scale		\$ 46.15	\$ 1,200.00
Advanced Peace Officer		\$ 69.23	\$ 1,800.00
Intoxilizer Certificate		\$ 23.08	\$ 600.00
Kyle Burleson - Lieutenant/Investigator			
	Feb-19	\$ 1,935.08	\$ 50,312.12
Supervisory Pay Scale		\$ 46.15	\$ 1,200.00
Master Peace Officer		\$ 92.31	\$ 2,400.00
Jaden Huse - Deputy			
	Sep-18	\$ 1,935.08	\$ 50,312.12
Dominic Cerda - Deputy			
	Sep-19	\$ 1,935.08	\$ 50,312.12
Advanced Peace Officer		\$ 69.23	\$ 1,800.00
Intoxilizer Certificate		\$ 23.08	\$ 600.00
Tommy Flores - Deputy			
	May-21	\$ 1,935.08	\$ 50,312.12
Master Peace Officer		\$ 92.31	\$ 2,400.00
Corbin Saenz - Deputy			
	Oct-20	\$ 1,935.08	\$ 50,312.12
Intoxilizer Certificate		\$ 23.08	\$ 600.00
Marsha Ferrell - Admin. Asst.			
	Sep-20	\$ 1,305.48	\$ 33,942.58
Longevity	26	\$ 56.00	\$ 1,456.00
Lucinda Morales - Admin. Asst.			
	Apr-20	\$ 1,245.05	\$ 32,371.17
Extra Help - Narcotics Investigator			\$ 20,000.00
Dept. Total (3300)			\$ 583,866.03
Supervisory Pay Scale is paid out of 010-5-3300-0110.			
Peace Officer Pay Scale is paid out of 010-5-3300-0112.			
Intoxilizer Pay Scale is paid out of 010-5-3300-0112.			

General Fund 010 - Law Enforcement & Corrections		25	
FY 2021-2022 Payroll	Month & Year Started	FY2021 Salary Per Pay Period	Annual Pay Break Down By Category
Constable (3301)			
Santiago Salazar - Constable starting 1/1/2021			
	Mar-18	\$ 0.24	\$ 6.18
Dept. Total (3301)			\$ 6.18
Prorated for changover in elected official for calendar year 2021			

General Fund 010 - Law Enforcement & Corrections		25	
FY 2021-2022 Payroll	Month & Year Started	FY2021 Salary Per Pay Period	Annual Pay Break Down By Category
County Jail (3310)			
Johnny Sauseda - Jail Admin. Mar-97			
		\$ 1,741.57	\$ 45,280.91
Longevity	26	\$ 140.00	\$ 3,640.00
Jail Admin./ Super. Suppl. Salary		\$ 115.38	\$ 3,000.00
Juan Castillo - Asst. Jail Admin. Jul-03			
		\$ 1,466.59	\$ 38,131.29
Longevity	20	\$ 126.00	\$ 2,520.00
	6	\$ 133.00	\$ 798.00
Senior Jailer/Super. Suppl. Salary		\$ 92.31	\$ 2,400.00
Tammy Burton - Senior Jailer Oct-09			
		\$ 1,466.59	\$ 38,131.29
Longevity	26	\$ 84.00	\$ 2,184.00
Senior Jailer/Super. Suppl. Salary		\$ 23.08	\$ 600.00
Intermediate Jailer		\$ 46.15	\$ 1,200.00
Vacant - Senior Jailer Aug-18			
		\$ 1,466.59	\$ 38,131.29
Senior Jailer/Super. Suppl. Salary		\$ 23.08	\$ 600.00
Sylvia Sauseda - Senior Jailer Aug-19			
		\$ 1,466.59	\$ 38,131.29
Senior Jailer/Super. Suppl. Salary		\$ 23.08	\$ 600.00
Vanessa Garcia - Senior Jailer Sep-19			
		\$ 1,466.59	\$ 38,131.29
Jose Barrientos - Jailer Apr-13			
		\$ 1,466.59	\$ 38,131.29
Longevity	13	\$ 56.00	\$ 728.00
	13	\$ 63.00	\$ 819.00
Senior Jailer/Super. Suppl. Salary		\$ 23.08	\$ 600.00
Juan Diaz - Jailer Apr-19			
		\$ 1,466.59	\$ 38,131.29
Mitzi Tims - Jailer Feb-20			
		\$ 1,466.59	\$ 38,131.29
Isiah Cruz - Jailer Sep-20			
		\$ 1,466.59	\$ 38,131.29
Jonathan Mcurtray - Jailer Aug-21			
		\$ 1,466.59	\$ 38,131.29
Extra Help -			\$ 5,000.00
Dept. Total (3310)			\$ 451,282.81
Supervisory Pay Scale is paid out of 010-5-3310-0110.			
Jailer Certificate Pay Scale is paid out of 010-5-3310-0112.			

FY 2021-2022 Payroll	Month & Year Started	FY2021 Salary Per Pay Period	Annual Pay Break Down By Category
Juvenile Probation (3330)			
Mary Ogeda Data Coordinator	Aug-96	\$ 1,245.05	\$ 32,371.17
Longevity	26	\$ 140.00	\$ 3,640.00
State Suppl. 094-5-5100-0110		\$ 421.09	\$ 10,629.32
Dept. Total (3330)			\$ 46,640.49
General Fund 010 - Miscellaneous Departments		25	
FY 2021-2022 Payroll	Year	Per Pay	Down By Category
Veterans Service Officer (4420)			
Vacant - \$12.61/hour; 8 hours/week		\$ 201.76	\$ 5,245.76
Dept. Total (4420)			\$ 5,245.76
County Extension Office (5500)			
Gary Roschetzky - County Agent	Jun-12	\$ 778.41	\$ 20,238.66
Yearly Cell Phone Allowance		\$ 40.00	\$ 480.00
Nicole Singleton - FCH Agent	Aug-19	\$ 454.53	\$ 11,817.84
Yearly In County Mileage		\$ 92.31	\$ 2,400.00
Yearly Cell Phone Allowance		\$ 40.00	\$ 480.00
Maricuz Valenzuela - Secretary	Sep-20	\$ 1,245.05	\$ 32,371.17
Extra Help - Regular Part Time \$7.47/hour; 20 hours/week			\$ 7,766.20
Dept. Total (5500)			\$ 75,553.87
County Library (5520)			
Angela Martinez - Director	Oct-19	\$ 1,688.41	\$ 43,898.62
Yearly In County Mileage		\$ 92.31	\$ 2,400.00
Delia Rodriguez - Clerk #1	Aug-16	\$ 1,245.05	\$ 32,371.17
Longevity	22	\$ 35.00	\$ 770.00
Longevity	4	\$ 42.00	\$ 168.00
Yearly In County Mileage		\$ 30.77	\$ 800.00
Melissa Culp - Clerk # 2	Oct-13	\$ 1,161.46	\$ 30,197.94
Longevity	26	\$ 56.00	\$ 1,456.00
Tabrina Tijerina - Clerk #3	Nov-13	\$ 1,069.40	\$ 27,804.38
Longevity	2	\$ 49.00	\$ 98.00
Longevity	24	\$ 56.00	\$ 1,344.00
Yearly In County Mileage		\$ 15.38	\$ 400.00
Dora Perales - Clerk #4	Mar-18	\$ 993.84	\$ 25,839.91
Extra Help - 9/17/2013 Allowed up to 70 hours. Christi Purcell 8.24/hr			\$ 24,000.00

Dept. Total (5520) \$ 191,548.02

General Fund 010 - Miscellaneous Departments 25

FY 2021-2022 Payroll	Month & Year Started	FY2021 Salary Per Pay Period	Annual Pay Break Down By Category
----------------------	----------------------	------------------------------	-----------------------------------

Custodial Department (9900)

Robby Smith - Courthouse Jan-99 \$ 1,116.61 \$ 29,031.97

Longevity 26 \$ 140.00 \$ 3,640.00

Henry Conde - Courthouse Dec-14 \$ 1,116.61 \$ 29,031.97

Longevity 4 \$ 42.00 \$ 168.00

22 \$ 49.00 \$ 1,078.00

Yolanda Gomez - Courthouse Nov-19 \$ 1,116.61 \$ 29,031.97

Velinda Dimas - Probation; \$11.16/hour; 28 hours/week Jan-16 11.16/hr \$ 9,363.17

Juan Renteria - Library; \$9.61/hour; 28 Jun-09 9.61/hr \$ 10,914.87

Hector Avalos - Fair Barn; \$8.33/hour; 28 hours/week Jun-14 8.33/hr \$ 5,516.68

Vacant Part Time - Ag Barn; 28 hours/week \$ 8,240.00

Dept. Total (9900) \$ 126,016.63

General Fund 010 - Elections Administrator 25

FY 2021-2022 Payroll	Month & Year Started	FY2021 Salary Per Pay Period	Annual Pay Break Down By Category
----------------------	----------------------	------------------------------	-----------------------------------

Elections Administrator (9912)

Ashley Barron-Elections Administrator Dec-16 \$ 1,335.20 \$ 34,715.31

Longevity 22 \$ 35.00 \$ 770.00

Yearly In County mileage \$ 92.31 \$ 2,400.00

Yearly Cell Phone Allowance \$ 40.00 \$ 480.00

Extra Help \$ 396.15 \$ 10,300.00

Dept. Total (9912) \$ 48,665.31

Fund 010 Totals			\$ 2,583,200.03
Cemetery Fund 118 - Cemetery			25
FY 2021-2022 Payroll	Year	Per Pay	Down By Category
Cemetery (Fund 118)			
Joe Sauseda - Foreman	Jan-89	\$ 1,398.69	\$ 36,365.95
Longevity	26	\$ 140.00	\$ 3,640.00
Yearly In County Mileage		\$ 92.31	\$ 2,400.00
Yearly Cell Phone Allowance		\$ 65.00	\$ 780.00
Jose Casarez	Feb-17	\$ 1,049.02	\$ 27,274.46
Oscar Gonzales	Aug-17	\$ 1,049.02	\$ 27,274.46
Longevity	4	\$ 35.00	\$ 140.00
Oscar Sifuentes	Jul-18	\$ 1,049.02	\$ 27,274.46
Extra Help - (1) Regular Part Time \$10.61/ hour; 28 hours/week - Lee Roy Cantu			\$ 15,446.70
Dept. Total (Fund 118)			\$ 140,596.03
Fund 118 Totals			\$ 140,596.03

Road & Bridge Fund 060 - Precincts		25	
FY 2021-2022 Payroll	Month & Year Started	FY2021 Salary Per Pay Period	Annual Pay Break Down By Category
Road & Bridge (Combined) Precinct (Fund 060)			
Ramon Hernandez - Foreman	Mar-95	\$ 1,486.11	\$ 38,638.82
Longevity	26	\$ 140.00	\$ 3,640.00
Yearly Cell Phone Allowance		\$ 20.00	\$ 240.00
CDL Stipend		\$ 50.00	\$ 600.00
Frankie Sauseda	Jul-91	\$ 1,398.69	\$ 36,365.95
Longevity	26	\$ 140.00	\$ 3,640.00
Yearly Cell Phone Allowance		\$ 20.00	\$ 240.00
CDL Stipend		\$ 50.00	\$ 600.00
Rudy Sauseda	Nov-92	\$ 1,398.69	\$ 36,365.95
Longevity	26	\$ 140.00	\$ 3,640.00
CDL Stipend		\$ 50.00	\$ 600.00
Fernando Vidal	Feb-94	\$ 1,398.69	\$ 36,365.95
Longevity	26	\$ 140.00	\$ 3,640.00
Ruben Salinas	Apr-96	\$ 1,398.69	\$ 36,365.95
Longevity	26	\$ 140.00	\$ 3,640.00
Yearly Cell Phone Allowance		\$ 20.00	\$ 240.00
Joe Ogeda	Apr-97	\$ 1,398.69	\$ 36,365.95
Longevity	26	\$ 140.00	\$ 3,640.00
CDL Stipend		\$ 50.00	\$ 600.00
George Boschman	Jan-03	\$ 1,398.69	\$ 36,365.95
Longevity	7	\$ 126.00	\$ 882.00
	19	\$ 133.00	\$ 2,527.00
Yearly Cell Phone Allowance		\$ 20.00	\$ 240.00
Andrew Gaitan		\$ 1,398.69	\$ 36,365.95
Jesus (Chewy) Moreno	Jul-11	\$ 1,398.69	\$ 36,365.95
Longevity	20	\$ 70.00	\$ 1,400.00
	6	\$ 77.00	\$ 462.00
Yearly Cell Phone Allowance		\$ 20.00	\$ 240.00
Fabian Vidal	Jul-17	\$ 1,398.69	\$ 36,365.95
Longevity	6	\$ 35.00	\$ 210.00
Albert Ramirez	Nov-18	\$ 1,398.69	\$ 36,365.95
Yearly Cell Phone Allowance		\$ 20.00	\$ 240.00
Ruben Gutierrez	Jan-19	\$ 1,398.69	\$ 36,365.95
CDL Stipend		\$ 50.00	\$ 600.00
Frank Cervantes	Jun-20	\$ 1,398.69	\$ 36,365.95
CDL Stipend		\$ 50.00	\$ 600.00
Ed Martin	Aug-20	\$ 1,398.69	\$ 36,365.95
CDL Stipend		\$ 50.00	\$ 600.00
Rogelio Vela III		\$ 1,398.69	\$ 36,365.95
Yearly Cell Phone Allowance		\$ 20.00	\$ 240.00
Extra Help - \$15.91/hour; 28 hours/week			\$ 12,000.00

Dept. Total (Fund 060)		\$ 592,963.12	
Road & Bridge Fund 065 - Administrative		25	
FY 2021-2022 Payroll	Month & Year Started	FY2021 Salary Per Pay Period	Annual Pay Break Down By Category
County Commissioners (0000)			
Mark Shofner - Precinct 1	Jan-21	\$ 1,171.54	\$ 30,459.97
Martha Hernandez - Precinct 2	Nov-20	\$ 1,171.54	\$ 30,459.97
Nicky Goode - Precinct 3	Jan-09	\$ 1,171.54	\$ 30,459.97
Longevity	7	\$ 84.00	\$ 588.00
	19	\$ 91.00	\$ 1,729.00
Russell Cox - Precinct 4	May-13	\$ 1,171.54	\$ 30,459.97
Longevity	15	\$ 56.00	\$ 840.00
	11	\$ 63.00	\$ 693.00
Dept. Total (0000)		\$ 125,689.88	
Road Superintendent (0002)			
Stanley Gass	Jan-09	\$ 2,624.93	\$ 68,248.05
Yearly Cell Phone Allowance		\$ 100.00	\$ 1,200.00
Dept. Total (0002)		\$ 69,448.05	
Fund 060 & 065 Totals		\$ 788,101.05	

106th Judicial District Fund 020 - District Judge		25	
FY 2021-2022 Payroll	Month & Year Started	FY2021 Salary Per Pay Period	Annual Pay Break Down By Category
District Judge (1150)			
Reed Filly - District Judge	Jan-19	\$ 692.31	\$ 18,000.00
Cara McLeod - Court Reporter	Jan-19	\$ 3,019.88	\$ 78,516.90
Yearly In County Mileage		\$ 92.31	\$ 2,400.00
Jon Key - Bailiff	Jan-13	\$ 2,054.75	\$ 53,423.41
Longevity	7	\$ 56.00	\$ 392.00
	19	\$ 63.00	\$ 1,197.00
Yearly In County Mileage		\$ 276.92	\$ 7,200.00
Jana Furlow - Court Coord.	Feb-92	\$ 2,295.99	\$ 59,695.63
Longevity	26	\$ 140.00	\$ 3,640.00
Yearly In County Mileage		\$ 92.31	\$ 2,400.00
GC/DC - CPS Stipend - 020-5-1152-0104		\$ 384.62	\$ 10,000.00
Rosa Olvera - Asst. Court Coord.	Oct-01	\$ 1,639.81	\$ 42,635.02
Longevity	26	\$ 140.00	\$ 3,640.00
Yearly In County Mileage		\$ 92.31	\$ 2,400.00
Robyn Shofner - Secretary	Mar-14	\$ 1,530.46	\$ 39,791.86
Longevity	11	\$ 49.00	\$ 539.00
	15	\$ 56.00	\$ 840.00
Yearly In County Mileage		\$ 92.31	\$ 2,400.00
Dept. Total (1150)			\$ 329,110.82
Fund 020 Totals			\$ 329,110.82
106th Judicial District Fund 092 - District Attorney		25	
FY 2021-2022 Payroll	Month &	FY2021 Salary	Annual Pay Break
District Attorney (0000)			
Philip Mack Furlow - Dist. Attorney	Jan-19	\$ 692.31	\$ 18,000.00
John Hill	Jan-19	\$ 1,423.08	\$ 37,000.00
Longevity	24	\$ 208.33	\$ 5,000.00
Yearly In County Mileage		\$ 153.85	\$ 4,000.00
Austen Massey	Jan-13	\$ 2,615.38	\$ 68,000.00
Stacey Marquez - Office Manager/Investigator/Paralegal	Feb-92	\$ 2,384.62	\$ 62,000.00
Lindsey Osborne - Paralegal	Oct-01	25/hr	\$ 13,000.00
Kortni Pool	Mar-14	\$ 1,192.31	\$ 31,000.00
Dora Ayala	Aug-21	\$ 1,307.69	\$ 34,000.00
Extra Help - \$15.91/hour; 28 hours/week			\$ 5.00
Jessica Ruiz - VOCA	Jan-19	\$ 1,546.98	\$ 40,221.50

Dept. Total (0000)			\$ 312,226.50	
Fund 092 Totals			\$ 312,226.50	
Juvenile Probation Fund 094 - Juvenile Probation		25		
FY 2021-2022 Payroll	Year	Per Pay	Down By Category	
Juvenile Probation (Fund 094)				
Thyrone Harris - Director; Chief Salary	Jan-09	\$ 948.14	\$	24,651.72
0110		\$ 948.14	\$	24,651.72
MHA Chief Salary State; 094-5-0000-0117		\$ 948.14	\$	24,651.72
Lisa Lewis - Officer; Dir. Super. Asst. Sal. State; 094-5-3100-0102	Oct-15	\$ 517.52	\$	13,455.59
Youth Asst. Sal. State; 094-5-3100-0112		\$ 517.42	\$	13,455.59
MHA Asst. Sal. State; 094-5-3100-0117		\$ 517.42	\$	13,455.59
Mary Ogeda - Secretary; Data Coord.; 094-5-5100-0110	Aug-01	\$ 421.09	\$	10,948.24
Vacant - CSR; Comm. Prog. Sal. State; 094-5-6100-0105			\$	500.00
Dept. Total (Fund 094)			\$ 125,770.17	
Fund 094 Totals			\$ 125,770.17	
Adult Probation Fund 093 - Adult Probation		25		
FY 2021-2022 Payroll	Month & Year Started	FY2021 Salary Per Pay Period	Annual Pay Break Down By Category	
Adult Probation (Fund 093)				
Brandt Taylor - Chief; CSCD Director	Sep-01	\$ 3,084.73	\$	80,203.00
Longevity			\$	3,640.00
Claudia Lopez - CSO IV	Sep-01	\$ 2,085.81	\$	54,231.00
Longevity			\$	3,094.00
Elizabeth Vasquez - CSO IV	Jun-16	\$ 1,976.58	\$	51,391.00
Longevity			\$	1,092.00
Chelsey Webb - CSO IV	Jul-21	\$ 1,538.47	\$	40,000.00
Linda Martinez - Adm. Support	Jun-97	\$ 1,767.54	\$	45,956.00
Longevity			\$	3,640.00
Graciela Zapata - Adm. Support	Oct-02	\$ 1,499.19	\$	38,979.00
Longevity			\$	3,458.00

Vacant - Adm. Support	-	\$ 1,153.85	\$	30,000.00
Carmen Acosta - Adm. Support	Sep-18	\$ 1,310.27	\$	34,067.00
Longevity			\$	546.00
Julie Miller - CSR Coordinator	Apr-01	\$ 2,346.15	\$	61,000.00
Longevity			\$	3,640.00
Merit Pay Basic Supervision			\$	10,000.00
Extra Help			\$	30,000.00
Dept. Total (Fund 093)			\$	494,937.00

Figures provided by Brandt Taylor as of 4:24pm 8/31/2020

Fund 093 Totals			\$	494,937.00
------------------------	--	--	----	------------



Plan Assessment for Plan Year 2022
Dawson County – 157
Participation Date – 1/1/1976

It's that time of year again — time to look at your TCDRS retirement plan and decide whether or not your benefits are adequate and affordable. This plan assessment will give you an overview of the benefits you provide as well as how much it will cost to provide these benefits in the upcoming plan year.

	2022 Plan
Basic Plan Options	
Employee Deposit Rate	7%
Employer Matching	150%
Prior Service Credit	No Employees Eligible
Retirement Eligibility	
Age 60 (Vesting)	8 years of service
Rule of	80 years total age + service
At Any Age	30 years of service
Optional Benefits	
Partial Lump Sum	Yes
Group Term Life	Active plus retirees
Retirement Plan Funding	
Total Normal Cost Rate	13.51%
Employee Deposit Rate	<u>-7.00%</u>
Employer-Paid Normal Cost Rate	6.51%
UAAL / (OAAL) Rate	<u>0.92%</u>
Required Rate	7.43%
Elected Rate	6.31%
Total Contribution Rate	
Retirement Plan Rate	7.43%
(greater of required and elected rate)	
Group Term Life Rate	<u>0.43%</u>
Total Contribution Rate	7.86%
Valuation Results (Dec. 31, 2020)	
Actuarial Accrued Liability	\$26,636,288
Actuarial Value of Assets	<u>\$26,071,155</u>
Unfunded / (Overfunded) AAL	\$565,133
Funded Ratio	97.9%

Notes:

Last COLA: 2009

Texas Local Government Code

§ 152.013. PROCEDURE FOR SETTING AMOUNTS FOR ELECTED OFFICERS.

(a) Each year the commissioners court shall set the salary, expenses, and other allowances of elected county or precinct officers. The Commissioners Court shall set the items at a regular meeting of the court during the regular budget hearing and adoption proceedings.

(b) Before the 10th day before the date of the meeting, the Commissioners Court must publish in a newspaper of general circulation in the county a notice of:

(1) any salaries, expenses, or allowances that are proposed to be increased; and

(2) the amount of the proposed increases.

Acts 1987, 70th Leg., ch. 149, § 1, eff. Sept. 1, 1987.

ELECTED POSITION	PROPOSED FY2022 SALARY INCREASE	PROPOSED FY2022 LONGEVITY INCREASE **
COUNTY JUDGE	3% INCREASE	\$182.00
COMMISSIONER, PCT 1	3% INCREASE	
COMMISSIONER, PCT 2	3% INCREASE	
COMMISSIONER, PCT3	3% INCREASE	\$189.00
COMMISSIONER, PCT 4	3% INCREASE	\$189.00
COUNTY ATTORNEY	3% INCREASE	
COUNTY CLERK	3% INCREASE	\$189.00
DISTRICT CLERK	3% INCREASE	\$182.00
JUSTICE OF THE PEACE	3% INCREASE	
TREASURER	3% INCREASE	\$595.00
TAX ASSESSOR/COLLECTOR	3% INCREASE	
SHERIFF	3% INCREASE	
CONSTABLE	3% INCREASE	
DISTRICT JUDGE	3% INCREASE	
DISTRICT ATTORNEY	3% INCREASE	
	3% INCREASE	
		**Longevity increases may differ due to the shifting of the 3 pay period / month phenomena between fiscal years.

JANA FURLOW, COURT ADMINISTRATOR
ROSA OLVERA, COURT COORDINATOR
ROBYN SHOFNER, COURT SECRETARY
CARA MCLEOD, COURT REPORTER
JON KEY, COURT BAILIFF



PHONE: 806/872-3740
FAX: 806/872-7810
Physical Address:
400 SOUTH 1ST, SUITE 301
Mailing Address:
P.O. BOX 1268
LAMESA, TEXAS 79331
email: djudge@co.dawson.tx.us

106th Judicial District

REED A. FILLEY

DISTRICT JUDGE

July 23, 2021

To: Dawson County Commissioners Court,
Dawson County Auditor, and
Dawson County Treasurer

From: Reed A. Filley

A handwritten signature in blue ink that reads "Reed A. Filley".

Re: *FY 2022 District Court Appropriation*

I have attached a chart setting out the proposed budget for FY 2022. I will include a breakdown of the budget below, but in simplest terms, I am asking for no increase in the amount to be paid by any of the counties compared to last year's budget.

The proposed budget for FY 2022 for the four counties to share is \$451,349.52, which includes each county's portion of the District Judge's supplement. I am not proposing a raise in staff salaries for FY 2022. The only salary increases are due to increased longevity pay, social security, and retirement.

Although the overall estimated expenses for FY 2022 will be slightly higher than FY 2021, I am proposing that these additional expenses be paid from the District Court's existing fund balance. This would mean that the actual amount to be paid by the four counties would once again be \$408,027.93.

Based on the 2010 census, Dawson County's portion of the pro rata shared expenses for the 106th Judicial District Court is 31.629%. Therefore, Dawson County's portion of the District Court's shared expenses for the FY 2022 budget would be \$129,055.15 (\$408,027.93 x 31.629%) plus \$4,500.00 (1/4 of the District Judge's supplement) for a total of \$133,555.15, as shown on the attached chart.

However, Dawson County also has individual expenses for the county's District Court expenses in the amount of \$134,655.00. To help keep expenses for the CPS court to a minimum, Dawson and Gaines Counties are sharing the expense of an assistant CPS court coordinator. Thus, Gaines County will be reimbursing Dawson County \$5,720.00, which is one half of the expense for that assistant coordinator. That amount will be added to their shared contribution for District Court expenses.

JUL 23 2021 Thank you very much for your consideration of the District Court budget for FY 2022.

DAWSON COUNTY AUDITOR
DAWSON

GAINES

GARZA

LYNN

PROPOSED BUDGET – 106TH DISTRICT COURT
 FISCAL YEAR 2022
 (ITEMS SHARED BY ALL COUNTIES IN DISTRICT)

DESCRIPTION	PROPOSED PRO RATA BUDGET	PROPOSED FOR EQUAL DIVISION
Salary – District Judge (divided equally – \$4,500 to each county)		\$18,000.00
Staff Salaries, Social Security, Retirement, Health Insurance, etc.	\$405,744.52	
District Court Law Books	300.00	
Office Supplies	10,000.00	
New Equipment	2,000.00	
Bailiff Miscellaneous Expense	1,000.00	
Conference Expense - Judge and Staff	4,000.00	
Court Reporter Expense	10,000.00	
Miscellaneous + Service Contract	305.00	
Less Amount to be Paid from Existing Fund Balance	- 25,321.59	
Total to be pro rated by population percentage	\$408,027.93	

Dawson County
 31.629% of \$408,027.93
 \$129,055.15
 + 4,500.00
\$133,555.15

Gaines County
 40.073% of \$408,027.93
 \$163,509.03
 + 4,500.00
\$168,009.03

Garza County
 14.773% of \$408,027.93
 \$60,277.97
 + 4,500.00
\$64,777.97

Lynn County
 13.525% of \$408,027.93
 \$55,185.78
 + 4,500.00
\$59,685.78

RECEIVED

JUL 23 2021

DAWSON COUNTY AUDITOR

FY2021 DAWSON COUNTY

NO. OF PERSONNEL	FY2022 MANDATORY				
	Sheriff			\$ 675,214,470.00	
1	Constable		\$ 226,829.43	\$ 0.000336	
			\$ 14,089.70	\$ 0.000021	
11	Jails	JAIL	\$ 240,919.13	\$ 0.000357	\$ 0.000357
			\$ 1,524,530.42	\$ 0.002258	
6	Courts	COUNTY JUDGE - COMM'S COURT	\$ 1,524,530.42	\$ 0.002258	
4	* INCLUDES R&B 065 as a part of GF	DISTRICT CLERK	\$ 504,699.79	\$ 0.000747	
4		COUNTY CLERK	\$ 231,780.30	\$ 0.000343	
		DISTRICT JUDGE	\$ 249,154.65	\$ 0.000369	
0		COUNTY COURT	\$ 262,490.15	\$ 0.000389	
4 1/2		JP # 1	\$ 27,742.00	\$ 0.000041	
			\$ 279,532.09	\$ 0.000414	
3	Juvenile Probation		\$ 1,555,398.98	\$ 0.002304	\$ 0.002304
			\$ 190,764.26	\$ 0.000283	
	Adult Probation Facilities		\$ 190,764.26	\$ 0.000283	
			\$ 25,000.00	\$ 0.000037	
3	Prosecution	COUNTY ATTORNEY	\$ 25,000.00	\$ 0.000037	
			\$ 217,393.74	\$ 0.000322	
		DISTRICT ATTORNEY	\$ 217,393.74	\$ 0.000322	
			\$ 198,449.53	\$ 0.000294	
	Elections		\$ 198,449.53	\$ 0.000294	
			\$ 100,363.37	\$ 0.000149	
3	Tax Assessor/Collector		\$ 100,363.37	\$ 0.000149	
			\$ 184,772.41	\$ 0.000274	
	Appraisal District	APPRAISAL DISTRICT & BUILDING REPAIRS	\$ 184,772.41	\$ 0.000274	
			\$ 185,346.57	\$ 0.000275	
4	County Auditor		\$ 185,346.57	\$ 0.000275	
			\$ 237,682.32	\$ 0.000352	
2 1/2	County Treasurer		\$ 237,682.32	\$ 0.000352	
			\$ 181,107.71	\$ 0.000268	
			\$ 181,107.71	\$ 0.000268	
	Total per TAC's 2011 Guideline		\$ 4,841,728.44	\$ 0.007171	\$ 0.007171
	Mandatory Share of General Expenses		\$ 681,098.97	\$ 0.001009	
	Total Estimated Mandatory Budget		\$ 5,522,827.42	\$ 0.008179	\$ 0.008179
46			67.39%		

2021 CERT. VALUES
\$ 675,214,470.00

\$ 0.753956	Gen Fund		
\$ 0.043188	R&B		
\$ 0.797144	Combined M&O		
\$ 0.173776	FC / LR		
\$ 0.970920	Total Proposed FY2022 Tax Rate		

		FY2022 DISCRETIONARY				
	Wind Farm Tax Abatement			\$ 675,214,470.00		\$ 675,214,470.00
		\$ 175,000.00			0.000259	
	Economic Development		\$ 175,000.00		0.000259	
0	EMS/Fire					
	AMBULANCE-LAMESA					
	FIRE PROTECTION - ACKERLY, O'DONNELL, WELCH	\$ 25.00		\$	0.000000	
	FIREMEN EDUCATION	\$ 9,000.00		\$	0.000013	
	VOLUNTEER FIRE DEPT - COUNTY MILEAGE (LAMESA)	\$ 1,000.00		\$	0.000001	
	RURAL FIRE PREVENTION - CITY OF LAMESA	\$ 17,000.00		\$	0.000025	
		\$ 213,728.00		\$	0.000317	
0	Law Enforcement		\$ 240,753.00		0.000357	\$ 0.000357
11	DPS	\$ 4,110.00		\$	0.000006	
	SHERIFF	\$ 907,317.74		\$	0.001344	
	Public Health		\$ 911,427.74		0.001350	\$ 0.001350
	WELFARE					
	SEVERAL EMPLOYEES OF OTHER ORGANIZATIONS	\$ 35,600.00		\$	0.000053	
	HEALTH & SANITATION	\$ 68,491.16		\$	0.000094	
	Roads		\$ 99,091.16		0.000147	\$ 0.000147
	** county roads are repaired/maintained using the fc/lr tax rate, not the general fund tax rate	\$ -				
5	Parks/Cemetaries					
	AIRPORT					
	CEMETERY - LAMESA	\$ 47,843.00		\$	0.000071	
		\$ 193,002.97		\$	0.000286	
	Community Centers/Museums		\$ 240,845.97		0.000357	\$ 0.000357
	SWIMMING POOL	\$ -		\$	-	
	VICTIM'S SERVICES	\$ 2,500.00		\$	0.000004	
	CODE RED	\$ 1,410.00		\$	0.000002	
	LAMESA CHAMBER OF COMMERCE	\$ 2,100.00		\$	0.000003	
	LANDFILL	\$ 70,340.00		\$	0.000104	
	DCSWCD	\$ 1,500.00		\$	0.000002	
	Rainbow Room no longer needs for FY2022	\$ -		\$	-	
	RAINBOW ROOM	\$ -		\$	-	
	MUSEUM	\$ 1,000.00		\$	0.000001	
5	Libraries		\$ 78,850.00		0.000117	\$ 0.000117
	LIBRARY (CULTURE) AND LIBRARY REPAIRS	\$ 384,500.99		\$	0.000569	
	Senior Citizens		\$ 384,500.99		0.000569	
	LAMESA - SENIOR CITIZENS	\$ 60,000.00		\$	0.000089	
			\$ 60,000.00		0.000089	
3	LS & AG - EXTENSION SERVICE, WOMEN'S					
0.5	BLDG, FAIR BARN, MESA YOUTH					
	VETERANS SERVICE OFFICER	\$ 145,965.25		\$	0.000216	
24.5		\$ 6,261.16		\$	0.000009	
			\$ 152,226.41		0.000225	\$ 0.000225
	Total per TACs 2011 guideline		\$7,184,423.71			
	Discretionary Share of General Expenses		\$ 2,342,695.27		0.003470	
	Total Estimated Discretionary Budget		\$ 329,553.25		0.000488	
			\$ 2,672,248.51		0.003958	\$ 0.003958
	Total Estimated Expense Budget FY21		32.61%			
			Dawson County	\$ 8,195,075.93	0.012137	
	Insurance	\$221,362.87	\$ 0.000328			
	County Utilities	\$163,352.00	\$ 0.000242	Mandatory	67.39%	\$681,098.97 \$ 0.001009
	Misc	\$625,937.35	\$ 0.000927	Discretionary	32.61%	\$329,553.25 \$ 0.000488
	Total Insurance / Utilities / Misc.	\$1,010,652.22	\$ 0.001497			\$1,010,652.22 \$ 0.001497
	Total Estimated Expense Budget FY22	\$7,986,030.07				